

Year	Enrollment (FTES)	AS Degrees	Certificates	Success Rate*	Retention Rate**
2019/20	275	164	1	78%	90%
2020/21	297	205	6	80%	91%
2021/22	248	184	8	77%	90%
2022/23	268	194	15	77%	91%
2023/24	327	203	26	75%	92%
2024/25	367	237	28	79%	92%

FTES = Full time equivalent student

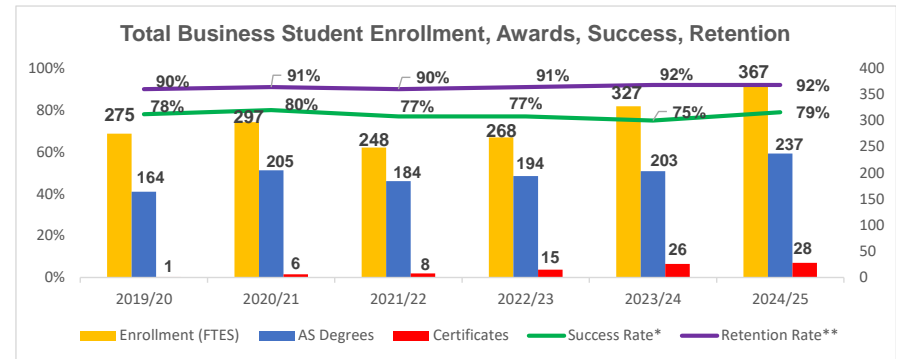
* Success Rate = 77% College Benchmark Target.

* Success rate is the percentage of students who complete a course with a grade of A, B, C, or P out of total official census enrollments.

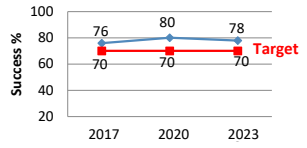
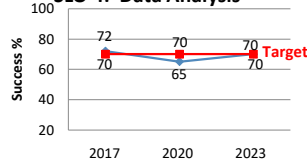
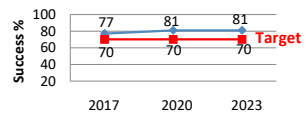
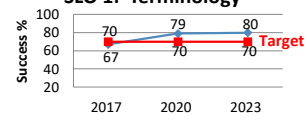
** Retention Rate = 90% College Benchmark Target

** The retention rate is the percentage of students who complete a course with a grade of A, B, C, D, F, P, NP, I or RD out of total official census enrollments. Tutoring and cancelled classes are excluded.

Source: Office of Institutional Planning & Research



Performance Measure: For each assessment, identify the following - 1. Academic Program, 2. Student Learning Outcome, 3. Measurable Goal	What is your measurement instrument or process? Do not use grades. Indicate type of instrument (e.g. direct, formative, internal, comparative)	Current Results: What are your current results?	Analysis of Results: What did you learn from your results?	Action Taken or Improvement Made: What did you improve or what is your next step?	Provide a graph or table of resulting trends (3-5 data points preferred)	2 Year Cycle N = FTES* (2015-2017)	3 Year Cycle N = FTES* (2017-2020)	3 Year Cycle N = FTES* (2020-2023)								
						2017 (n=25)	2020 (n=33)	2023 (n=25)								
AS in Business Administration; SLO 1 - "Utilize common business terminology Goal: 70% of students will pass BUSE 140 with a grade of "C" or better	Analysis of university major preparation requirements. This is a comparative assessment.	84% (2020-2023)	This SLO is above the "acceptable" level and appear to be increasing, so no major changes seem warranted.This requirement has essentially remained the same. The SLO and its associated coursework should remain as a requirement for the degree.	As per ACBSP guidance above, the performance measure will be revisited and perhaps reised in the next cycle.	<p>AS in Business Administration SLO 1: Terminology</p> <table><tr><th>Year</th><th>Success %</th></tr><tr><td>2017</td><td>77</td></tr><tr><td>2020</td><td>81</td></tr><tr><td>2023</td><td>84</td></tr></table>	Year	Success %	2017	77	2020	81	2023	84	77	81	84
Year	Success %															
2017	77															
2020	81															
2023	84															
						70	70	70								
						2017 (N = 75)	2020 (N = 133)	2023 (N = 83)								
AS in Business Administration; SLO 2 - "Describe common business functions and practices." Goal: 70% of students will pass ACCT 116A or ACCT 116B with a grade of "C" or better	Analysis of university major preparation requirements. This is a comparative assessment.	75% (2020-2023)	This SLO is above the "acceptable" level and appear to be increasing, so no major changes seem warranted. This requirement has essentially remained the same. The SLO and its associated coursework should remain as a requirement for the degree.	Reviewed and revised course outlines for BUSE 100 and BUSE 201 to reinforce content in these PSLOs.	<p>AS in Business Administration SLO 2: Functions</p> <table><tr><th>Year</th><th>Success %</th></tr><tr><td>2017</td><td>73</td></tr><tr><td>2020</td><td>77</td></tr><tr><td>2023</td><td>75</td></tr></table>	Year	Success %	2017	73	2020	77	2023	75	73	77	75
Year	Success %															
2017	73															
2020	77															
2023	75															
						70	70	70								
						2017 (N = 247)	2020 (N = 449)	2023 (N = 372)								
AS in Business Administration; SLO 3 - "Develop business-related written materials such as letters, memoranda, case studies, reports, or other documents; Goal - 70% of students will pass one BUSE 119 with a grade of "C" or better	Analysis of university major preparation requirements. This is a comparative assessment.	78% (2020-2023)	This SLO is above the "acceptable" level and appear to be increasing, so no major changes seem warranted. This requirement has essentially remained the same. The SLO and its associated coursework should remain as a requirement for the degree.	As per ACBSP guidance above, the performance measure will be revisited and perhaps reised in the next cycle.	<p>AS in Business Administration SLO 3: Communication</p> <table><tr><th>Year</th><th>Success %</th></tr><tr><td>2017</td><td>76</td></tr><tr><td>2020</td><td>80</td></tr><tr><td>2023</td><td>78</td></tr></table>	Year	Success %	2017	76	2020	80	2023	78	76	80	78
Year	Success %															
2017	76															
2020	80															
2023	78															
						70	70	70								
						2017 (N = 66)	2020 (N = 109)	2023 (N = 82)								

						2017 (N = 247)	2020 (N = 449)	2023 (N = 372)
AS-T in Business Administration for Transfer; SLO 3 - "Develop business-related written materials such as letters, memoranda, case studies, reports, or other documents; Goal - 70% of students will pass one BUSE 119 with a grade of "C" or better	Analysis of university major preparation requirements. This is a comparative assessment.	78% (2020-2023)	This SLO is above the "acceptable" level and appear to be increasing, so no major changes seem warranted. This requirement has essentially remained the same.	Revise degree to meet new state requirements. Also, as per ACBSP guidance above, the performance measure will be revisited and perhaps raised in the next cycle.	AS-T in Business Adm for Transfer SLO 3: Communication 	76	80	78
						70	70	70
						2017 (N = 66)	2020 (N = 109)	2023 (N = 82)
AS-T in Business Administration for Transfer; SLO 4 - "Evaluate and analyze business-related data using various mathematical techniques.Goal: 70% of students will pass BUSE 115, MATH 119 or MATH 121 with a grade of "C" or better	Analysis of university major preparation requirements. This is a comparative assessment.	70% (2020-2023)	This SLO is at the "acceptable" level so no major changes seem warranted. This requirement has essentially remained the same. The SLO and its associated coursework should remain as a requirement for the degree.	Revised major requirements to make calculus mandatory as per state-level direction and adjusted PSLO measurement metrics accordingly.	AS-T in Business Adm for Transfer SLO 4: Data Analysis 	72	65	70
						70	70	70
						2017 (N = 260)	2020 (N = 549)	2023 (N = 461)
AS in Business Administration; SLO 5 - "Analyze and solve financial, economic, technological, or other problems in business organizations. Goal: 70% of students will pass ACCT 116A, ACCT 116B, ECON 120 or ECON 121 with a grade of "C" or better	Analysis of university major preparation requirements. This is a comparative assessment.	81% (2020-2023)	This SLO is above the "acceptable" level so no major changes seem warranted. The teplate change means that this degree will need to add a calculus requirement. In the new version there will be both a statistics and a calculus requirement.	Revised major requirements to make calculus mandatory as per state-level direction and adjusted PSLO measurement metrics accordingly.	AS-T in Business Adm for Transfer SLO 5: Problem Solving 	77	81	81
						70	70	70
						2017 (N = 478)	2020 (N = 826)	2023 (N = 651)
AS in Business Management; SLO 1 - Utilize common business terminology Goal: 70% of students will pass BUSE 100 or BUSE 201 with a grade of "C" or better	Results of selected SLOs from course(s) in the program will be aggregated to measure this SLO. This is a direct, internal, formative assessment.	80% (2020-2023)	This SLO is above the "acceptable" level and appears to be increasing, so no major changes seem warranted.	As per ACBSP guidance above, the performance measure will be revisited and perhaps raised in the next cycle.	AS in Business Management SLO 1: Terminology 	67	79	80
						70	70	70
						2017 (N = 154)	2020 (N = 229)	2023 (N = 181)

AS in Business Management; SLO 2 - "Describe common business functions and practices." Goal: 70% of students will pass BUSE 100 or BUSE 201 with a grade of "C" or better	Results of selected SLOs from course(s) in the program will be aggregated to measure this SLO. This is a direct, internal, formative assessment.	80% (2020-2023)	This SLO is above the "acceptable" level and appears to be increasing, so no major changes seem warranted.	Reviewed and revised course outlines for BUSE 100 and BUSE 201 to reinforce content in these PSLOs.	<div>AS in Business Management SLO 2: Functions</div> <table><tr><th>Year</th><th>Success %</th></tr><tr><td>2017</td><td>67</td></tr><tr><td>2020</td><td>79</td></tr><tr><td>2023</td><td>80</td></tr></table>	Year	Success %	2017	67	2020	79	2023	80	67	79	80
Year	Success %															
2017	67															
2020	79															
2023	80															
					70	70	70									
					2017 (N = 154)	2020 (N = 229)	2023 (N = 181)									
AS in Business Management; SLO 3 -Develop business-related written materials such as letters, memoranda, case studies, reports, or other documents; Goal - 70% of students will pass BUSE 119 with a grade of "C" or better	Results of selected SLOs from course(s) in the program will be aggregated to measure this SLO. This is a direct, internal, summative assessment.	78% (2020-2023)	This SLO is above the "acceptable" level so no major changes seem warranted.	As per ACBSP guidance above, the performance measure will be revisited and perhaps reised in the next cycle.	<div>AS in Business Management SLO 3: Communication</div> <table><tr><th>Year</th><th>Success %</th></tr><tr><td>2017</td><td>76</td></tr><tr><td>2020</td><td>80</td></tr><tr><td>2023</td><td>78</td></tr></table>	Year	Success %	2017	76	2020	80	2023	78	76	80	78
Year	Success %															
2017	76															
2020	80															
2023	78															
					70	70	70									
					2017 (N = 66)	2020 (N = 109)	2023 (N = 82)									
AS in Business Management; SLO 4 - Evaluate and analyze business-related data using various mathematical techniques. Goal: 70% of students will pass BUSE 101, BUSE 115, MATH 119, MATH 121, MATH 150 or PSYC 258 with a grade of "C" or better	Results of selected SLOs from course(s) in the program will be aggregated to measure this SLO. This is a direct, internal, summative assessment.	69% (2020-2023)	This SLO is at the "acceptable" target so no major changes seem warranted.	Revised major requirements to make calculus mandatory as per state-level direction and adjusted PSLO measurement metrics accordingly.	<div>AS in Business Management SLO 4: Data Analysis</div> <table><tr><th>Year</th><th>Success %</th></tr><tr><td>2017</td><td>69</td></tr><tr><td>2020</td><td>71</td></tr><tr><td>2023</td><td>69</td></tr></table>	Year	Success %	2017	69	2020	71	2023	69	69	71	69
Year	Success %															
2017	69															
2020	71															
2023	69															
					70	70	70									
					2017 (N = 482)	2020 (N = 923)	2023 (N = 756)									
AS in Business Management; SLO 5 - "Analyze and solve financial, economic, technological, or other problems in business organizations. Goal: 70% of students will pass CISC 180 or CBTE 210 with a grade of "C" or better	Results of selected SLOs from course(s) in the program will be aggregated to measure this SLO. This is a direct, internal, summative assessment.	84% (2020-2023)	This SLO is above the "acceptable" target and trending higher so no major changes seem warranted.	Revised major requirements to make calculus mandatory as per state-level direction and adjusted PSLO measurement metrics accordingly.	<div>AS in Business Management SLO 5: Problem Solving</div> <table><tr><th>Year</th><th>Success %</th></tr><tr><td>2017</td><td>72</td></tr><tr><td>2020</td><td>78</td></tr><tr><td>2023</td><td>84</td></tr></table>	Year	Success %	2017	72	2020	78	2023	84	72	78	84
Year	Success %															
2017	72															
2020	78															
2023	84															
					70	70	70									