

**Flex #26391**

# **SPRING KICK-OFF**

**2025**





- 01** Land Acknowledgment
- 02** Constituent Welcomes
- 03** Recognition of New Employees
- 04** Opening Remarks
- 05** Update on Measure HH
- 06** Staying on the Path (Student Persistence)

# LAND ACKNOWLEDGEMENT



We recognize that San Diego Miramar College sits on the ancestral homeland of the Kumeyaay people, who have lived in this area for well over 10,000 years, and we honor their past, present, and future connection to this land and its inherent connection to their identity.

We acknowledge our occupation of unceded Kumeyaay land and the violent systemic injustices this has continuously perpetuated for Native peoples of this region. We pay respect to the Indigenous people of San Diego County - past, present, and future - and honor their continuing presence in their homeland and their spiritual beliefs that land does not belong to people; people belong to land.

We also acknowledge that this is merely the beginning, and there is far more work to be done in an attempt to heal all of the injustices and inequities that still exist today and throughout their entire historical diaspora. Hopefully we can find a way to move forward together.

# CONSTITUENT WELCOMES



**PABLO MARTIN**  
**ACADEMIC SENATE**  
**PRESIDENT**



**MALIA KUNST**  
**CLASSIFIED SENATE**  
**PRESIDENT**



**HAILEY HUA**  
**ASG**  
**PRESIDENT**

# SPOTLIGHT



**GINA BOCHICCHIO**

**PROFESSOR, PHYSICAL  
SCIENCES**


Professor of Physical Sciences, Gina Bochicchio, is being awarded the Cal Coast Cares Foundation Educator Grant Award. Her project has been recognized as one of the most innovative and impactful.

The Educator Grant Program is committed to supporting local educators by funding learning opportunities in the STREAM Fields: Science, Technology, Reading, Engineering, Arts, and Mathematics.

Congratulations, Gina!



# WELCOME TO THE MIRAMAR FAMILY!



# OPENING REMARKS



**P. WESLEY LUNDBURG, PHD**  
MIRAMAR COLLEGE PRESIDENT

San Diego Miramar College's mission is to prepare students to succeed by providing quality instruction and services in an environment that supports and promotes success, diversity, inclusion, and equity with innovative programs and partnerships to facilitate student completion for degrees/certificates, transfer, workforce training, and/or career advancement.

**OUR MISSION**  
**STATEMENT**

# MEASURE HH

UPDATE AND NEXT STEPS



**BRETT BELL**

**VICE PRESIDENT**

**ADMINISTRATIVE SERVICES**

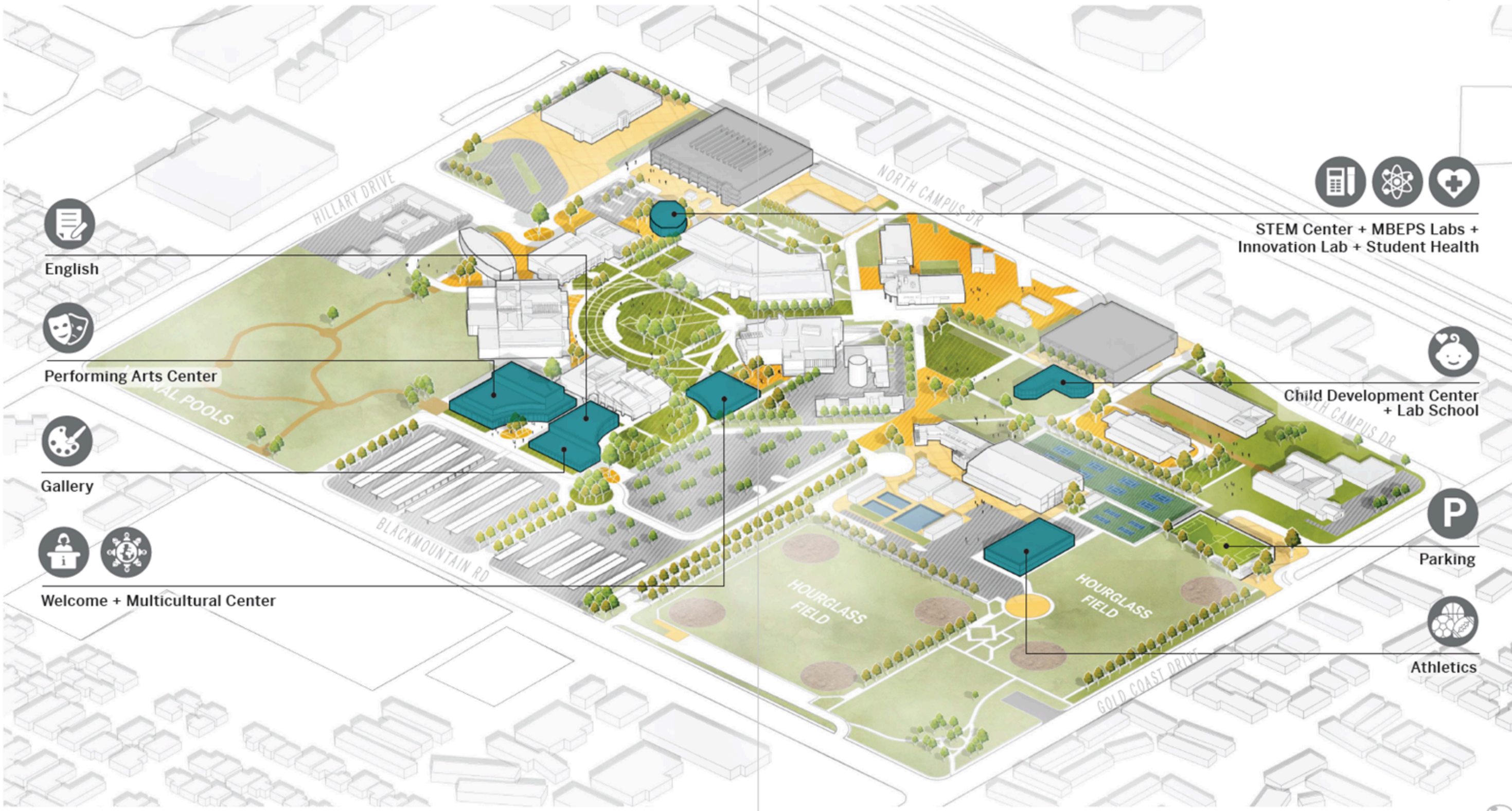




# Miramar College Facilities Path to 2035 – Timeline

- 18-month planning and development process
- January 2021 – June 2022
  - Two meetings each – Academic Senate, Classified Senate, Associated Student Government
  - Multiple meetings – Facilities, President’s Cabinet & College Council
  - Targeted meetings – Miramar Foundation, Hourglass Joint Use, Mira Mesa Town Council
  - Detail Meetings – All instructional and student services schools
- Approved at College Council March 2022
- Approved at SDCCD Board of Trustees May 2022

# Miramar College Facilities Path to 2035 – Campus Plan



# Miramar College Facilities Path to 2035 – Measure HH

- November 2024 Election – Measure HH
- Sale of Bonds – January to February 2025
- Establish Citizens' Oversight Committee – January to March 2025
- Begin planning collaboration – Faculty, Classified Professionals, and Administration – April 2025

# Miramar College Facilities Path to 2035 – Project Prioritization / Phasing

- All projects were extracted from the facility plan
- Projects in unoccupied space were prioritized high
  - **New Child Development Lab School**
- Projects with poor facility condition index were prioritized high
  - **Montgomery Field Hanger**
- Remainder of projects were prioritized based upon related projects
  - Performing Arts Center Project
    - New parking structure / athletics playing field
    - Demo of parking lot #2
    - Upgrade space infrastructure and utilities
    - **New Performing Arts Center**

# Miramar College Facilities Path to 2035 – Project Phasing

- **Phase I**

- **New** Montgomery Field Hangar
- **New** Child Development Lab School
- S5 – Science **Renovate**
- S2 – Automotive **Renovate**
- C1 – Diesel and Administration **Renovate**

- **Phase II**

- U – Central Plant **Renovate**
- **New** Child Development Lab School Drop-off
- F2 – Child Development Center **Demo**

# Miramar College Facilities Path to 2035 – Project Phasing

- **Phase III**

- Parking lot 2 **Demo**
- **New** English/Gallery building
- **New** Performing Arts Center
- See Phase VII for possible phase change

- **Phase IV**

- I-building **Demo**
- **New** Welcome Center
- **New** Entrance, Surface and Infrastructure

# Miramar College Facilities Path to 2035 – Project Phasing

- **Phase V**

- Parking lot 3 **Demo**
- **New** STEM Center and Student Health
- **New** Surface and Infrastructure

- **Phase VI**

- K2 Welcome Center & Student Health **Demo**
- **New** Surface and Infrastructure

# Miramar College Facilities Path to 2035 – Project Phasing

- **Phase VII**

- P Pool complex **Renovate**
- G Restrooms **Renovate**
- Athletics instruction and lab building **New**
- Outdoor basketball court **New**
- Pickleball court **New**
- Athletics fields **Renovate and Reorient**
- Move to Phase III – Parking Lot A **Demo, New** Parking Structure & Field

- **Phase VIII – Renovations**

- M-building
- T-building
- H-building
- J1,2,3,4,5-buildings
- L-building
- F1-building
- S6-building
- C2,3,4-buildings
- K1-building
- A2-building
- N-building



# Miramar College Facilities Path to 2035 – Swing Space

- **Two general methodologies**

- **First**

- **Build** new in unoccupied space
- Move into newly created space
- **Demo** old space

- **Second**

- **Vacate** existing space into Swing
- **Demo/Renovate** existing space
- Move back into new space

# Miramar College Facilities Path to 2035 – Workflow & Collaboration Points

- Request for Proposal (RFP) Design Build – **Collaboration**
- Design/Planning – **Collaboration**
- Programming – **Collaboration**
- FF&E – **Collaboration**
- Construction Documents
- DSA
- Construction
- Commissioning & Move-in – **Collaboration**

# San Diego Miramar College – Spring 2025 Kickoff

Measure HH – Questions?


# STAYING ON THE PATH

## STUDENT PERSISTENCE



**DANIEL MIRAMONTEZ**

DEAN OF INSTITUTIONAL  
EFFECTIVENESS



**XI ZHANG**

RESEARCH & PLANNING  
ANALYST



**LUIS CUARAO**

RESEARCH  
ASSOCIATE



# Persistence as “Buckets”

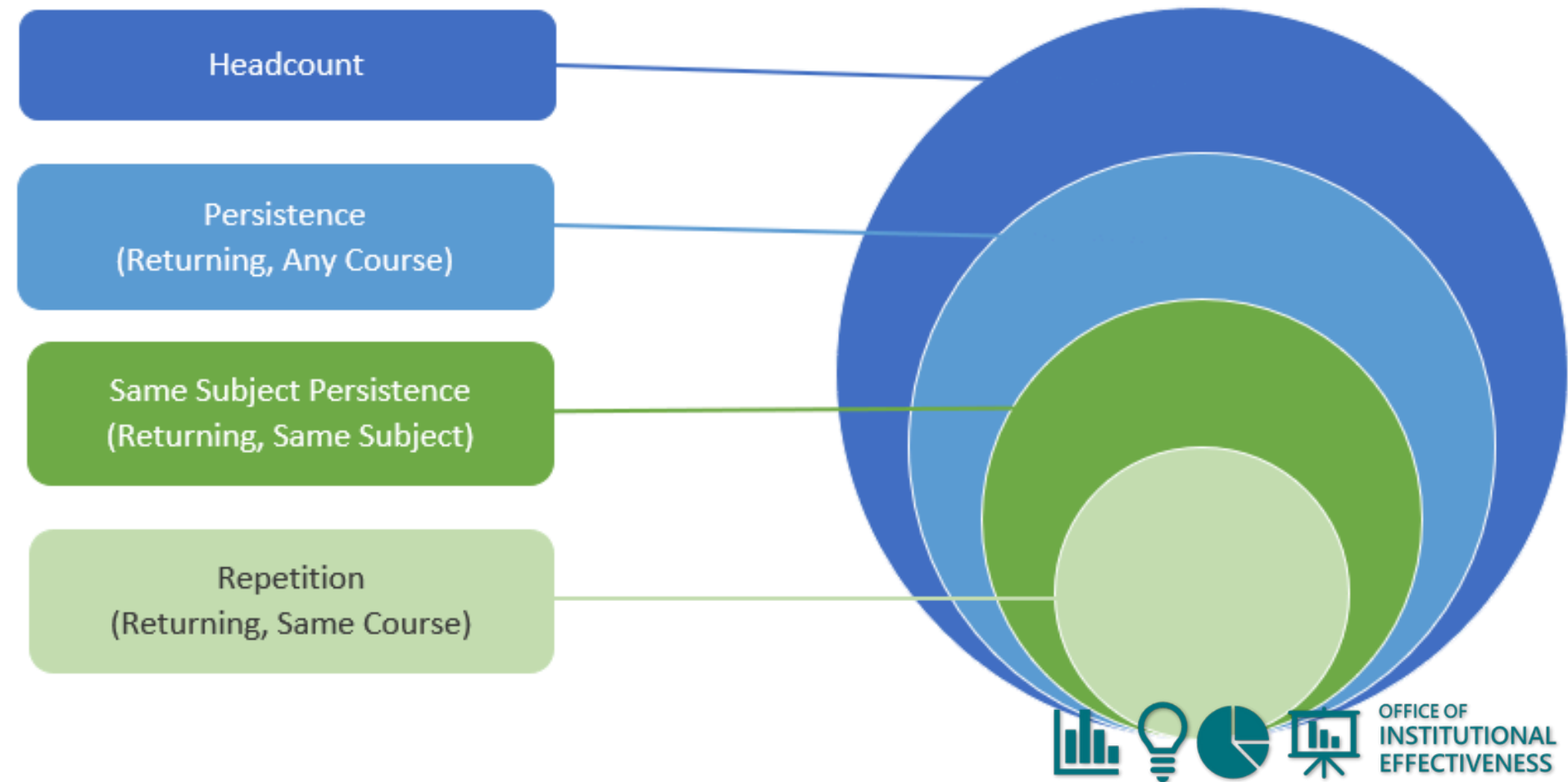
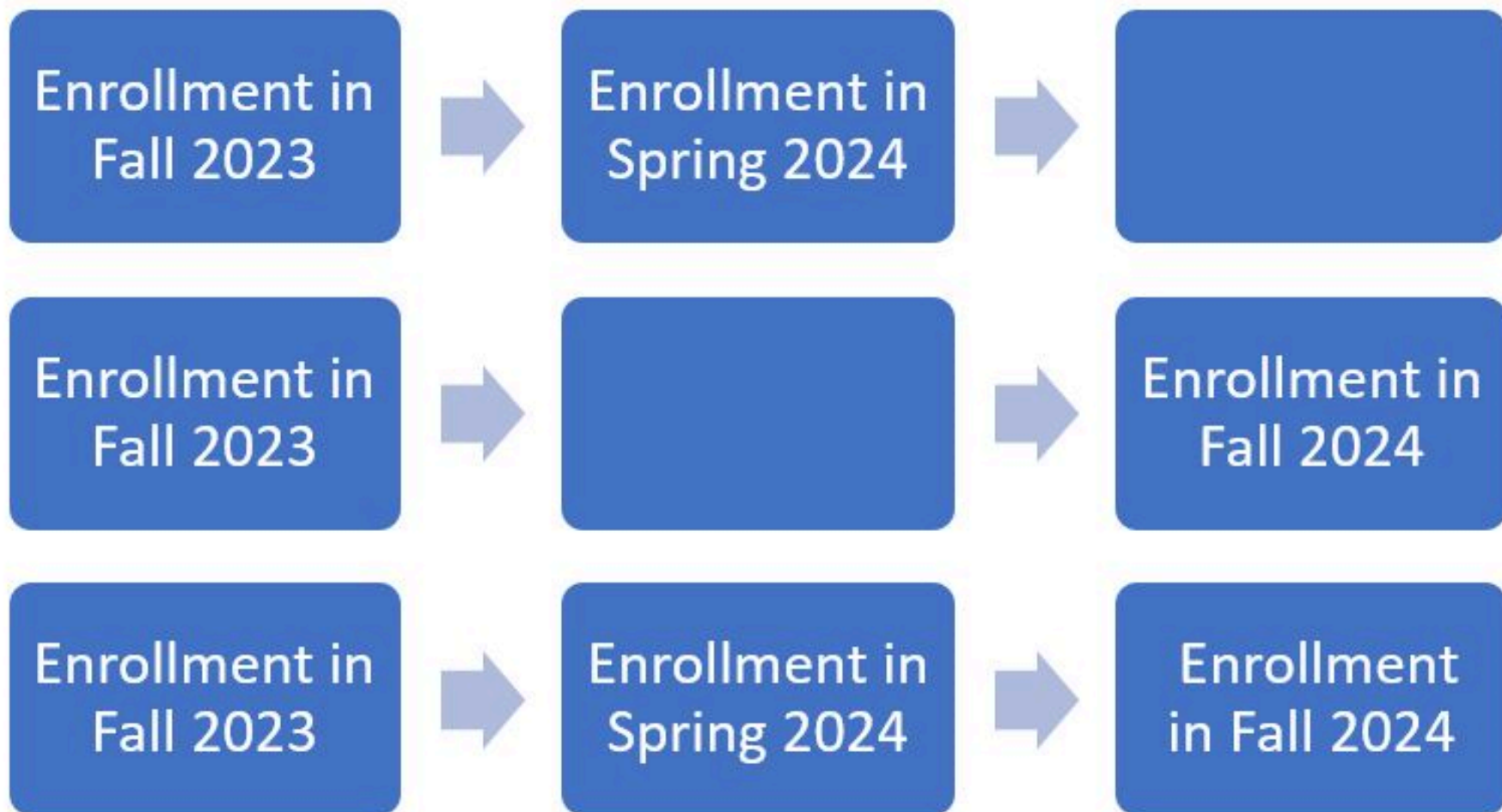
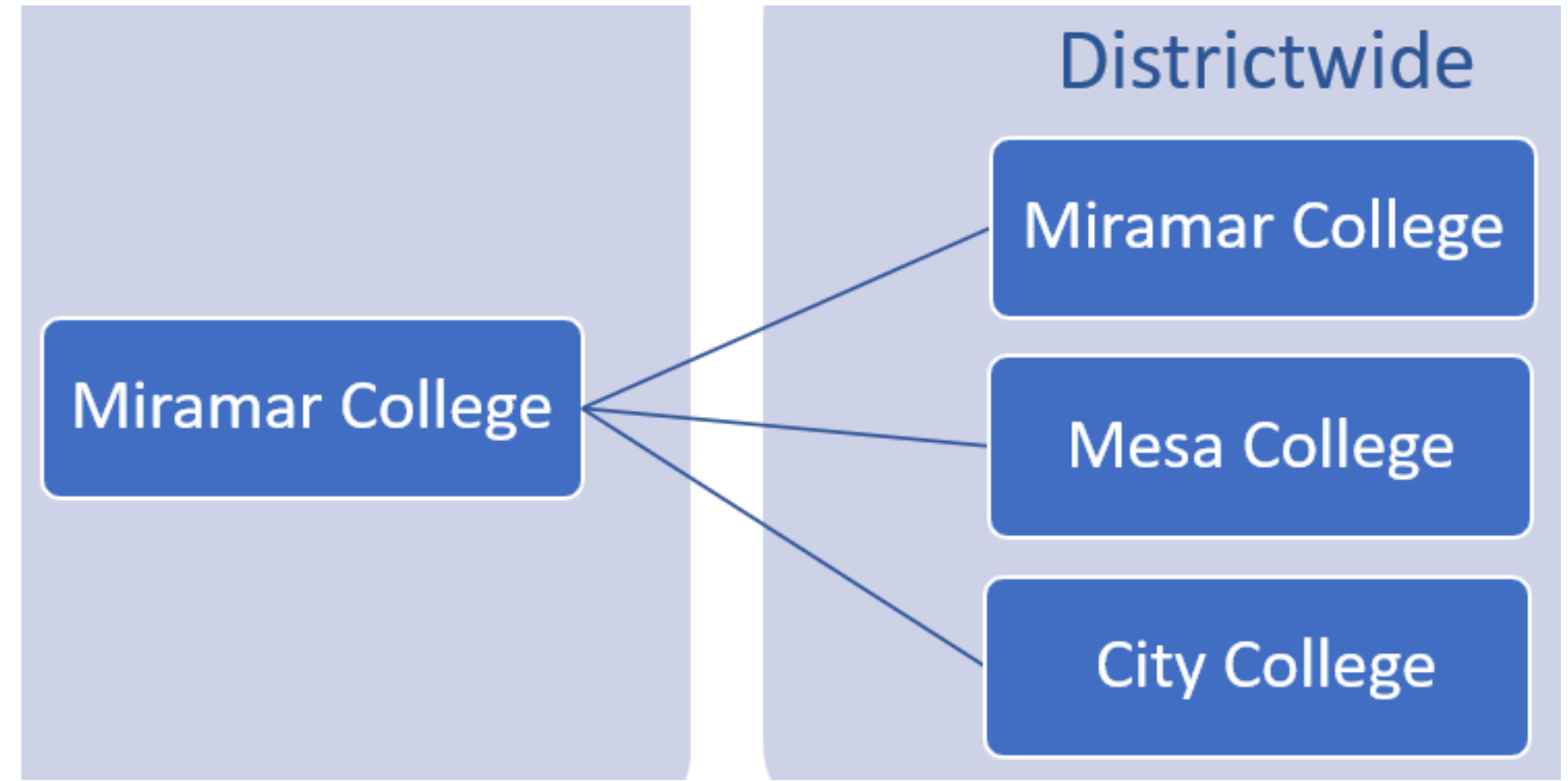
---

What does “persistence” mean to you?

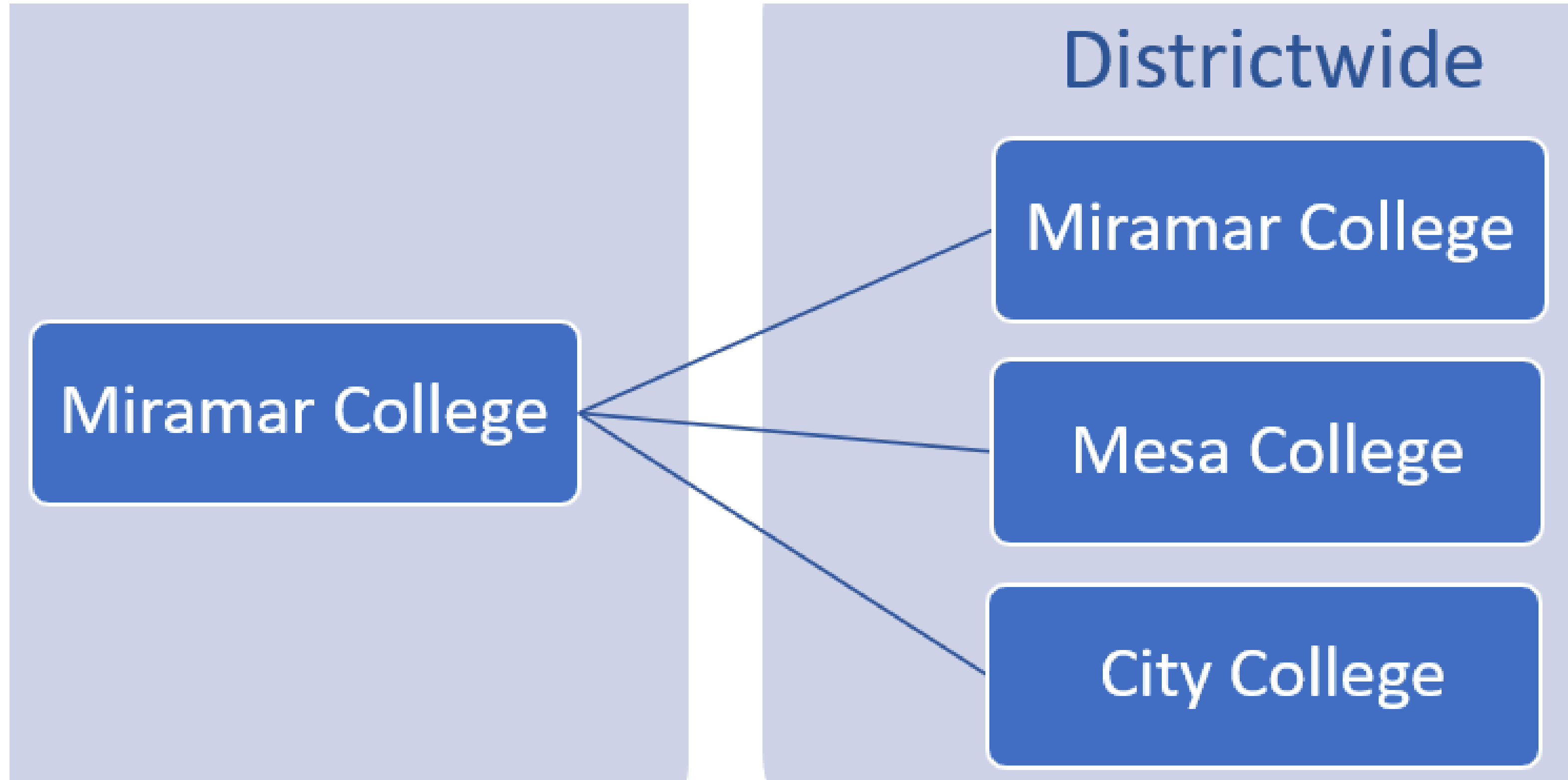


# Persistence Operational Definitions

Where, When, What Classes

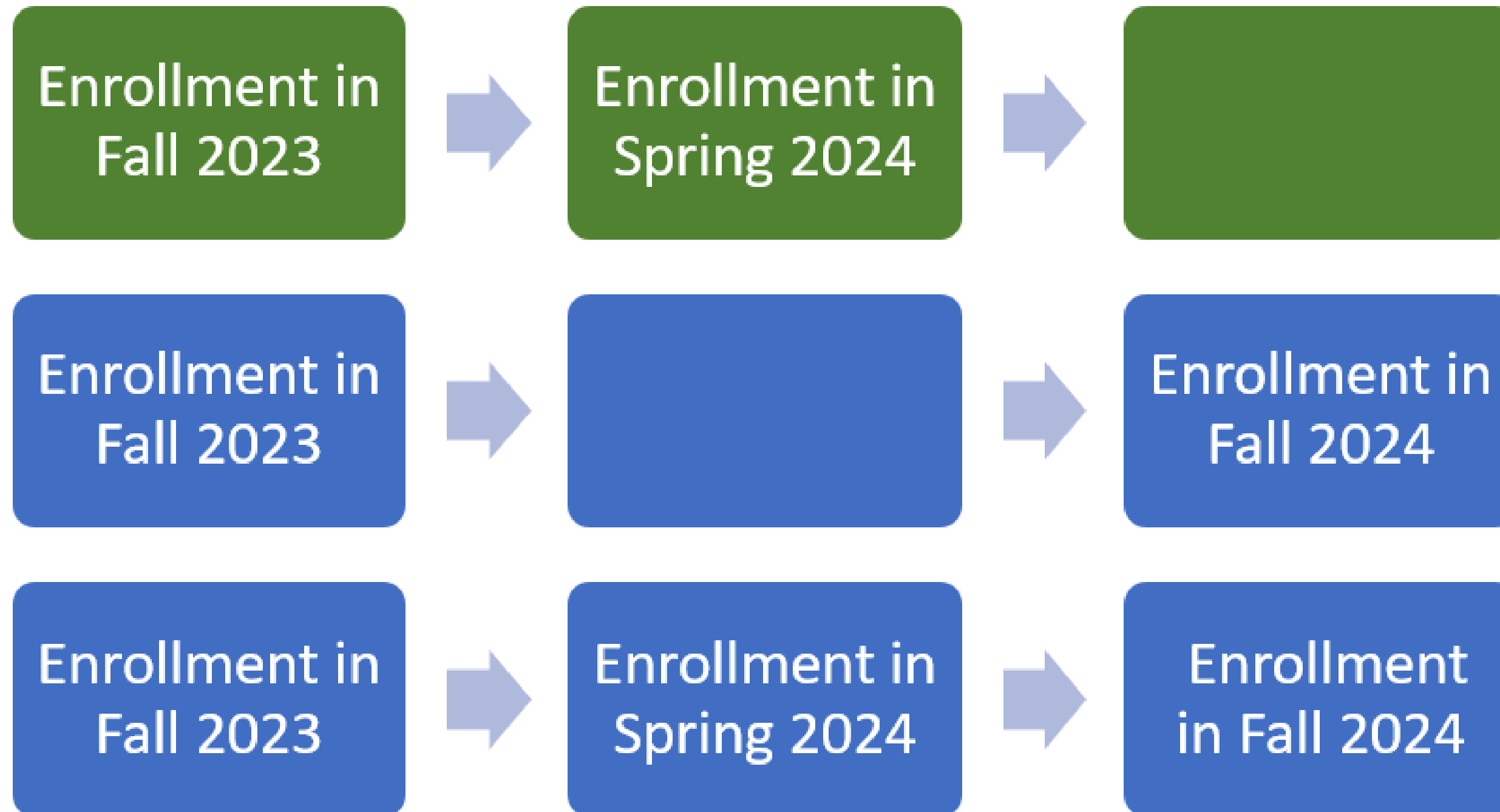


# Persistence: Where



# Persistence: When

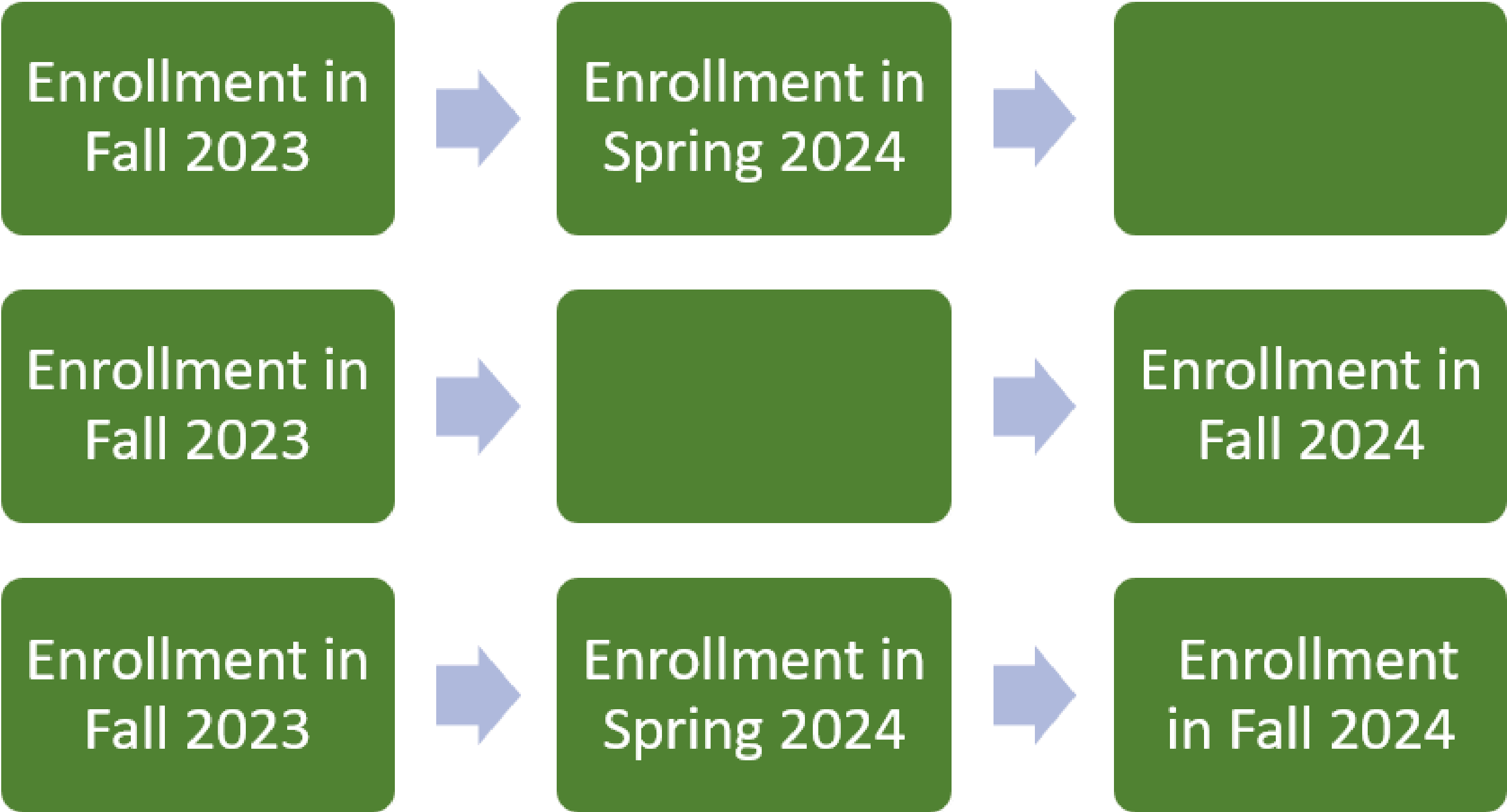
## Primary Term Persistence





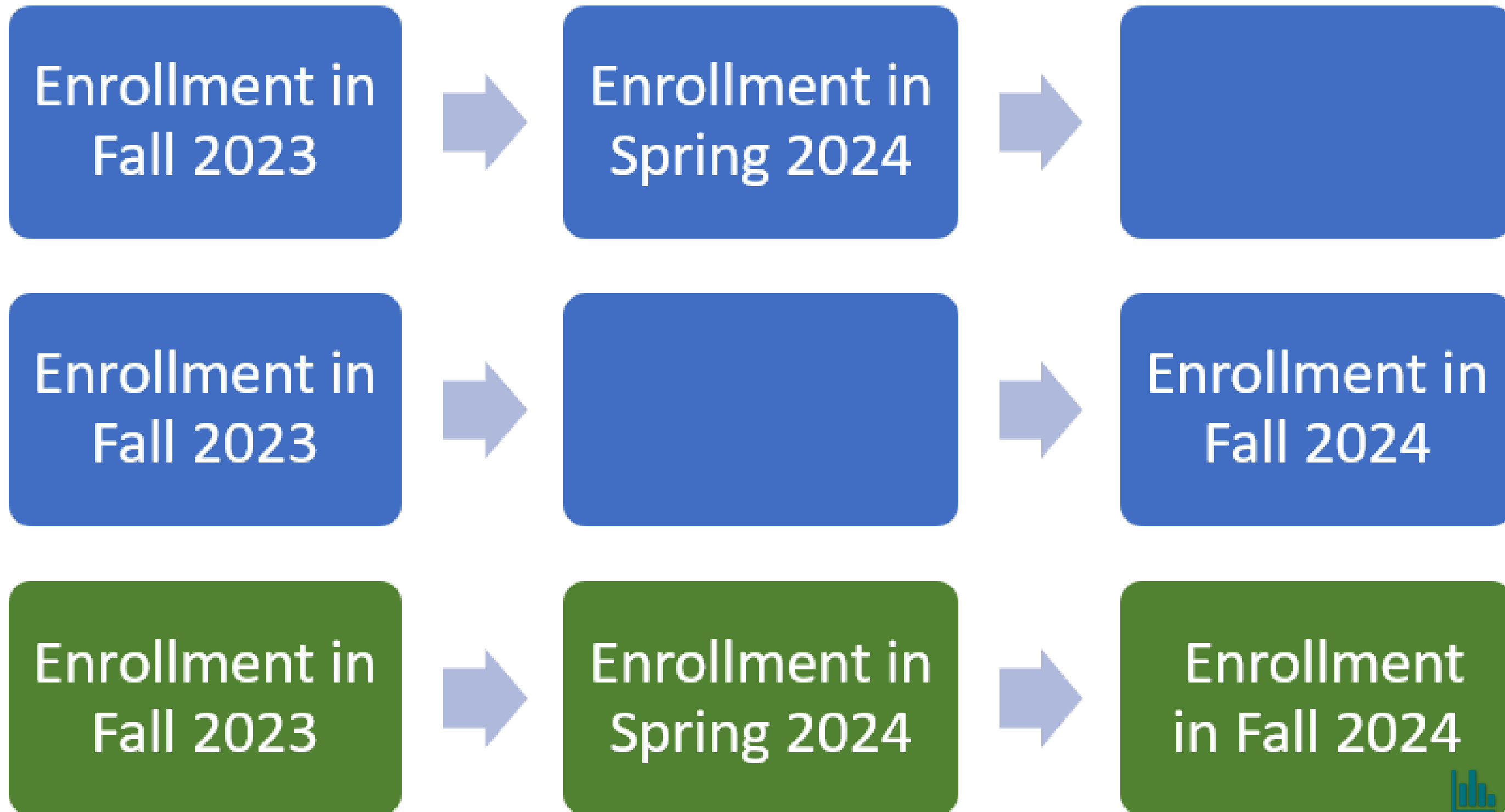
# Persistence: When

## Annual Persistence

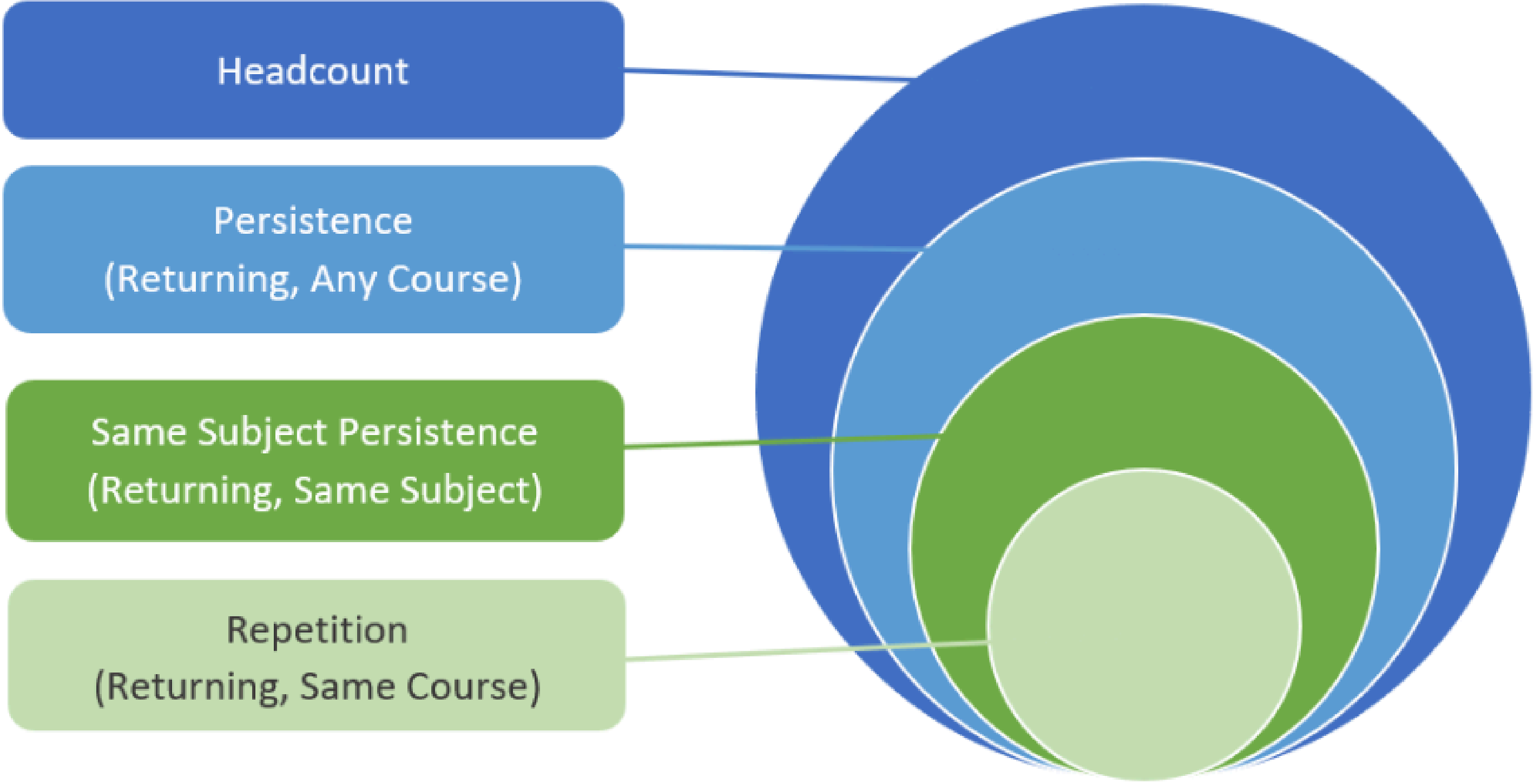


# Persistence: When

## Annual Continued Persistence



# Persistence: What Courses



# Persistence Section of the PREDD

PREDD 2023-24

Public PREDD 2023.24

About

Headcount

Enrollment

Retention

Success

Persistence

Awards

Productivity

Qualitative Data

Operational Definitions

## Persistence

**Academic Year** All | **Academic Term** All | **Subject** All | **Course** All | **Persistence** to Miramar

**First Time to College** All | **In Service Student** All | **Units Attempted** All | **Educational Objective** All | **College of Degree** All

**Disaggregate by Characteristic**

All	Employment	Military Status
Academic Standing	EOPS (Term)	Online Section Type
ACP-Major	Ethnicity	Primary Language
Age (Term)	First Generation	Residency
Class Length	First Time to College	Section Modality
College Degree	Foster Youth	Section Start Time
CTE	F2F Section Type	Single Parent (Term)
DSPS (Term)	Gender	Student Type (Term)
Economically Disadvantaged...	Homeless (Term)	Units Attempted (Term)
Educational Objective	In Service Student (Term)	Unit Load (Term)

**Cross Tabulation**  
(Table Only)

All

**Collegewide Persistence by Headcount**

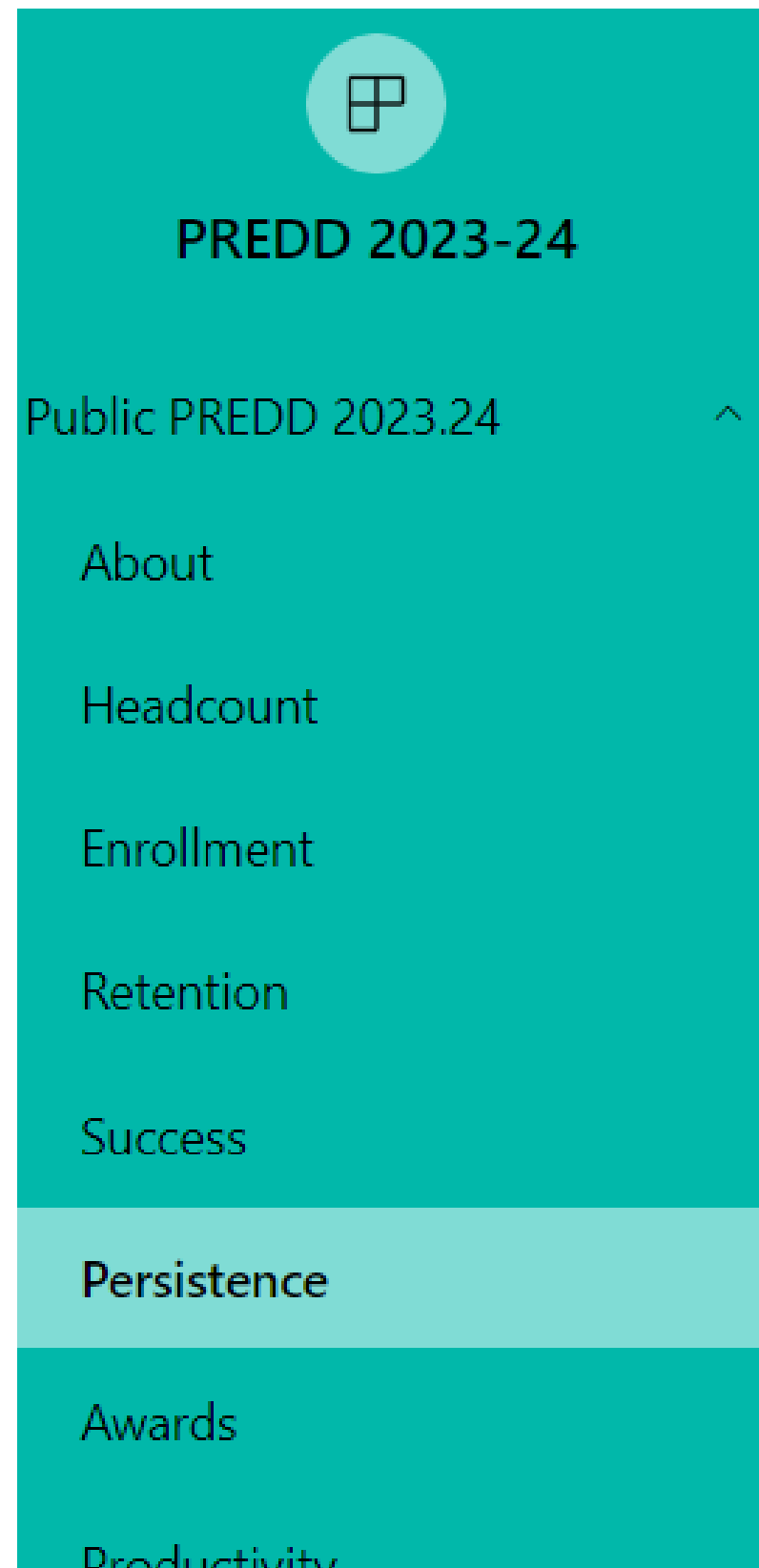
Term	All	Headcount	Primary Term Persistence	Primary Term Persistence %	Annual Persistence	Annual Persistence %	Annual Continued Persistence	Annual Continued Persistence %
Fall 2019	All	14,458	8,224	57%	9,017	62%	3,989	28%
Fall 2020	All	15,201	7,516	49%	9,397	62%	3,288	22%
Fall 2021	All	14,451	6,519	45%	8,685	60%	2,991	21%
Fall 2022	All	14,505	6,832	47%	8,786	61%	3,292	23%
Fall 2023	All	14,970	7,502	50%	9,116	61%	3,791	25%
Spring 2020	All	14,299	5,629	39%	6,628	46%	3,554	25%
Spring 2021	All	14,134	4,946	35%	5,808	41%	2,799	20%
Spring 2022	All	12,505	4,475	36%	5,455	44%	2,708	22%
Spring 2023	All	12,831	4,910	38%	5,867	46%	3,166	25%
Spring 2024	All	13,926	5,616	40%	6,308	45%	3,350	24%

**Persistence by Course**

Term	Subject	Course	All	Enrollment	Primary Term Persistence	Primary Term Persistence %	Annual Persistence	Annual Persistence %	Annual Continued Persistence
Fall 2019	ACCT	ACCT 116A	All	230	164	71%	173	75%	65
			<b>Total</b>	230	164	71%	173	75%	65
		ACCT 116B	All	178	98	55%	106	60%	46
			<b>Total</b>	178	98	55%	106	60%	46
		ACCT 150	All	76	41	54%	45	59%	15
			<b>Total</b>	76	41	54%	45	59%	15
		<b>Total</b>		697	393	56%	421	60%	174
	ADJU	ADJU 101	All	236	167	71%	185	78%	94
			<b>Total</b>	236	167	71%	185	78%	94
		ADJU 102	All	212	168	79%	173	82%	96
			<b>Total</b>	212	168	79%	173	82%	96
		<b>Total</b>		448	335	75%	358	79%	190

# PREDD: Navigation

---



Use the navigation bar on the left to view the Persistence section of the PREDD.

# Persistence Section: Filters

---



## Persistence

<b>Academic Year</b> All	<b>Academic Term</b> All	<b>Subject</b> All	<b>Course</b> All	<b>Persistence</b> to Miramar
<b>First Time to College</b> All	<b>In Service Student</b> All	<b>Units Attempted</b> All	<b>Educational Objective</b> All	<b>College of Degree</b> All

Use the filters available at the top to focus on specific populations.

# Persistence Section: Disaggregation

Use the disaggregation tool on the right to see differences by student characteristics.

Disaggregate by Characteristic

All	Educational Objective	Homeless (Term)
Academic Standing	Employment	In Service Student (Term)
ACP-Major	EOPS (Term)	Military Status
Age (Term)	Ethnicity	Online Section Type
Class Length	First Generation	Primary Language
College Degree	First Time to College	Residency
CTE	Foster Youth	Section Modality
DSPS (Term)	F2F Section Type	Section Start Time
Economically Disadvantaged (Term)	Gender	Single Parent (Term)

**Cross Tabulation**  
(Table Only)


# Persistence Section: Disaggregation

---

Apply a second level of disaggregation using the Cross Tabulation drop-down menu.

DSPS (Term)	F2F Section Type	Section Start Time
Economically Disadvantaged (Term)	Gender	Single Parent (Term)

**Cross Tabulation**  
(Table Only)

All 



# Persistence Section: Tables

Collegewide Persistence by Headcount

Term	All	Headcount	Primary Term Persistence	Primary Term Persistence %	Annual Persistence	Annual Persistence %	Annual Continued Persistence	Annual Continued Persistence %
☐ Fall 2019	All	14,458	8,224	57%	9,017	62%	3,989	28%
☐ Fall 2020	All	15,201	7,516	49%	9,397	62%	3,288	22%
☐ Fall 2021	All	14,451	6,519	45%	8,685	60%	2,991	21%
☐ Fall 2022	All	14,505	6,832	47%	8,786	61%	3,292	23%
☐ Fall 2023	All	14,970	7,502	50%	9,116	61%	3,791	25%
☐ Spring 2020	All	14,299	5,629	39%	6,628	46%	3,554	25%
☐ Spring 2021	All	14,134	4,946	35%	5,808	41%	2,799	20%
☐ Spring 2022	All	12,505	4,475	36%	5,455	44%	2,708	22%
☐ Spring 2023	All	12,831	4,910	38%	5,867	46%	3,166	25%
☐ Spring 2024	All	13,926	5,616	40%	6,308	45%	3,350	24%

The top table displays persistence measures by Collegewide Headcount.

# Persistence Section: Tables

The bottom table displays persistence measures by Course.

Persistence by Course

Term	Subject	Course	All	Enrollment	Primary Term Persistence	Primary Term Persistence %	Annual Persistence	Annual Persistence %	Annual Continued Persistence
Fall 2019	ACCT	ACCT 116A	All	230	164	71%	173	75%	69
		<b>Total</b>	<b>230</b>	<b>164</b>	<b>71%</b>	<b>173</b>	<b>75%</b>	<b>69</b>	
		ACCT 116B	All	178	98	55%	106	60%	40
		<b>Total</b>	<b>178</b>	<b>98</b>	<b>55%</b>	<b>106</b>	<b>60%</b>	<b>40</b>	
	ACCT 150	All	76	41	54%	45	59%	19	
	<b>Total</b>	<b>76</b>	<b>41</b>	<b>54%</b>	<b>45</b>	<b>59%</b>	<b>19</b>		
	<b>Total</b>	<b>697</b>	<b>393</b>	<b>56%</b>	<b>421</b>	<b>60%</b>	<b>174</b>		
	ADJU	ADJU 101	All	236	167	71%	185	78%	94
		<b>Total</b>	<b>236</b>	<b>167</b>	<b>71%</b>	<b>185</b>	<b>78%</b>	<b>94</b>	
		ADJU 102	All	212	168	79%	173	82%	90
	<b>Total</b>	<b>212</b>	<b>168</b>	<b>79%</b>	<b>173</b>	<b>82%</b>	<b>90</b>		

# Persistence Section: Drop-Down

Use the Persistence drop-down menu to switch calculations by where students are going and what classes they are taking when they return.

By default, Persistence is set to Miramar-to-Miramar and taking any course.

**Persistence**

to Miramar

- to Miramar
- to Miramar (Same Subject)
- to Miramar (Repetition)
- to Mesa
- to Mesa (same Subject)
- to Mesa (Repetition)
- to City

Standing

Service Student (Term)

ess (Term)

# Persistence Section: Training Video

PREDD 2023-24

Public PREDD 2023.24

About

Headcount

Enrollment

Retention

Success

Persistence

Awards

Productivity

Qualitative Data

Operational Definitions



## Program Review Equity Data Dashboard

Introduction Resources Protect Data Benchmarking **How to**

### Training videos

#### Walkthrough

<https://youtu.be/EIGWAQPXddI>

#### Persistence

<https://youtu.be/addSmMVnKBQ>

### Walkthrough documents

#### 2024 PREDD Walkthrough Document

<https://sdmiramar.edu/sites/default/files/2024-10/PREDD-Walkthrough-2024.pdf>

#### 2024 Persistence Walkthrough Document

<https://sdmiramar.edu/sites/default/files/2024-10/Persistence-Walkthrough-2024.pdf>

# Persistence Trends

## Overall Persistence:

The college's average Miramar-to-Miramar primary-term persistence rate is 53%, a decline since Fall 2019. Students persist at higher rates from fall to Spring than from Spring to fall.

## Degree vs. Non-Degree Seeking Students:

Degree-seeking students persist at higher rates than non-degree-seeking students, while In-Service students are far less likely to persist.

## Higher Persistence Groups:

Students in EOPS, DSPS, economically disadvantaged groups, and financial aid recipients show higher persistence rates.

## Lower Persistence Groups:

Foster youth, veterans, first-generation students, and full-time workers exhibit lower persistence rates.



## Modality Impact:

Face-to-face, on-campus courses yield the highest persistence rates.

## STEM and Gender Differences:

Male students generally have higher persistence rates than female students, even in some subject areas where females have larger headcounts.

## Program and Subject Trends:

Some subjects and programs show strong persistence, though nearly one-third of students continue their studies at sister colleges.

## Equity Gaps:

Latine and Black students have the lowest persistence rates.

# Persistence Trends

## **Overall Persistence:**

The college's average Miramar-to-Miramar primary-term persistence rate is 53%, a decline since Fall 2019. Students persist at higher rates from fall to Spring than from Spring to fall.



## **Degree vs. Non-Degree Seeking Students:**

Degree-seeking students persist at higher rates than non-degree-seeking students, while In-Service students are far less likely to persist.

# Persistence Trends



## **Higher Persistence Groups:**

Students in EOPS, DSPS, economically disadvantaged groups, and financial aid recipients show higher persistence rates.

## **Lower Persistence Groups:**

Foster youth, veterans, first-generation students, and full-time workers exhibit lower persistence rates.

# Persistence Trends

## **Modality Impact:**

Face-to-face, on-campus courses yield the highest persistence rates.

## **Program and Subject Trends:**

Some subjects and programs show strong persistence, though nearly one-third of students continue their studies at sister colleges.





# Persistence Trends



## **STEM and Gender Differences:**

Male students generally have higher persistence rates than female students, even in some subject areas where females have larger headcounts.

## **Equity Gaps:**

Latine and Black students have the lowest persistence rates.

# Meet our Students

---



# Julianna Samson

**Program/Major:**  
Psychology

**Award:**  
Psychology



# Lateefah Thomas

**Program/Major:**

Sociology

**Award:**

Sociology



# Tania Moreira

**Program/Major:**  
Administration Of  
Justice

**Award:**  
Administration Of  
Justice



# What does “Persistence” mean for us at Miramar?



**Planning Summit 2025**

**March 14, 2025**

Making the Invisible, Visible ...  
through Persistence

# SPRING CELEBRATIONS

Event	Date	Location	Time
Honors Celebration (Districtwide)	Wednesday, April 30, 2025	Mesa College	1:00 pm - 2:30 pm
Lavender Celebration	Tuesday, May 6, 2025	K2-108 (Welcome Lounge)	4:00 pm - 5:00 pm
AAPI Achievement & Recognition Ceremony	Wednesday, May 7, 2025	TBD	5:30 pm - 7:30 pm
Rite of Passage (Districtwide)	Wednesday, May 14, 2025	SDCCE	5:00 p - 7:30 pm
COMMENCEMENT	Friday, May 16, 2025	Compass Point	10:00 am - 12:00 pm
La Raza Celebration	TBD	TBD	TBD
Veterans Celebration	TBD	TBD	TBD
DSPS Graduation/Transfer Ceremony	TBD	TBD	TBD
NASSSP Celebration	TBD	TBD	TBD
EOPS/CARE/CalWORKs Achievement Ceremony	TBD	TBD	TBD

**THANK  
YOU!**

