

San Diego Miramar College

Spring 2020 Graduation Survey Report

Prepared by the *Office of Planning, Research, and Institutional Effectiveness*

What was the purpose of the study?

- (1) Learn about 2020 graduates' experiences at San Diego Miramar College (SDMC) to inform institutional planning and effectiveness.
- (2) Learn more about the students' post-graduation plans

What was our research method?

We distributed individualized links to an online survey to all students who were candidates for a SDMC certificate and/or degree in spring 2020.

Who responded to the survey?

A total of 414 students responded, for a response rate of 33%. Female respondents and respondents aged 18-24 were overrepresented compared to all SDMC graduates.

Ethnicity	%	Age	%	Gender	%
African American	3	18 - 24	60	Female	54
Asian	18	25 - 29	11	Male	36
Filipino/a	14	30 - 39	9	Unknown	10
Latinx	24	40 - 59	7		
Pacific Islander	0	55 and up	3		
White	25	Unknown	10		
Multiple Ethnicities	3				
Unknown	12				

What did we find?

Satisfaction.

Students were asked to rate their agreement with six statements indicating satisfaction with: feeling prepared for the next step of their journey; involvement in on-campus activities; feeling like part of a community; gaining knowledge and skills, feeling appreciated; and being motivated. At least half of respondents agreed or strongly agreed to five of the statements, with four of the statements getting 70% agreement or higher (see table 7 and figure 2). However, the majority of respondents did not agree that they became involved in meaningful on-campus activities.

Here's what respondents said SDMC did well in supporting their goals (see table 11):

- Instructional faculty who were helpful, supporting, and caring
- Helpful counselors
- Offering guidance

Here's what they said SDMC could do better (see table 11):

- Improve counseling services
- Provide more guidance
- Foster a sense of community on the campus

Students faced barriers (see tables 15 and 16):

40% of respondents said they faced barriers that impacted earning their award, including financial issues, the global pandemic, class difficulty, and working while taking classes.

Supporting alumni after graduation (see table 22):

50% of respondents said they would like the ability to attend campus career fairs and other career events as alumni, and 44% said they would find networking helpful. 32% were interested in an alumni newsletter.

Appendix: Itemized Responses

Question 1: For the majority of your time at Miramar College, were you employed?

Over 70% of respondents said they were employed for the majority of their time as students at Miramar College.

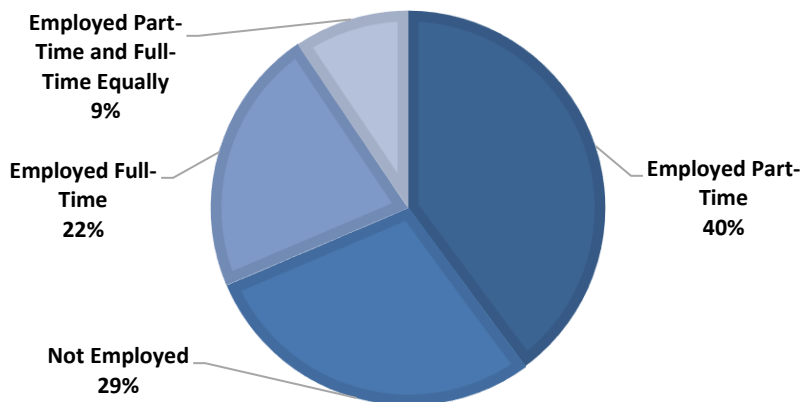
Table 1

Responses to the Question: "For the majority of your time at Miramar College, were you employed?" (n = 414)

Answer choice	Count	%
Yes, part-time (less than 35 hours/week)	165	40
No	119	29
Yes, full-time (35 or more hours/week)	91	22
Yes, I spent roughly equal time as a full-time and part-time employee	39	9
Total	414	100

Figure 1

Graduation Survey Respondents' Employment Status as Students (n = 414)



Question 2: Was your work experience directly related to your field of study?

Table 2

Responses to the Question: "Was your work experience directly related to your field of study?" (n = 263)

Answer choice	Count	%
Yes	89	34
No	174	66
Total	263	100

Note. This question was shown only to respondents who said they were employed for the majority of their career at SDMC in a previous question.

Question 3: If you were employed, what was the name of your employer?

Respondents worked for a wide variety of organizations as students: 263 respondents reported almost 200 different employers. SDMC was the only organization to employ more than 10 respondents.

Table 3

Responses to the Question: "If you were employed, what was the name of your employer?" (n = 263)

Answer category	Count	%
Other*	168	64
Miramar College	15	6
Multiple employers	15	6
Poway Unified School District	7	3
SDCCD	7	3
Self-employed	6	2
Target	5	2
Starbucks	4	2
The Home Depot	3	1
Uber	3	1
Amazon	2	1
Angelika Film Center	2	1
Big 5 Sporting Goods	2	1
Brookdale Senior Living Facility	2	1
CVS	2	1
EcoATM, LLC	2	1
In-n-Out	2	1
Jersey Mike's	2	1
JP Real Estate & Mortgage	2	1
McDonalds	2	1
Nordstrom	2	1
San Diego Superior Court	2	1
San Diego Unified School District	2	1
Scripps	2	1
Toyota	2	1
Total	263	100

Note. This question was shown only to respondents who said they were employed for the majority of their career at SDMC in a previous question. The question was open-ended; responses were analyzed and sorted into categories.

* Other employers, which were reported by one respondent each, are: 24 Hour Fitness, 85c Bakery Cafe,

A: AAA, Alhiser Comer Mortuary, Allied Universal, AMR, ARCC Center Foundation, ASC, ASG North America, Atlas General Insurance Services, Atria

B: Barnes and Noble, Blink, Bob's Transport

C: Carl's Jr, Carmel Mtn. Rehab. Center, Carters OshKosh, Cassida Corp., CCC, Chowking, Chroma Nail Lounge and Spa, Code Ninjas, College Nannies Sitters and Tutors, CorePower Yoga, County Law Firm

D: Del Cerro Baptist Church, Diamond Resorts, Discovery Isle, DJ, DoD, Domino's

E: Einstein Bagels, Epsten Grinnell & Howell, ESS, Everbowl, Excitesteps

F: Footlocker, Forever 21, Fred Loya Insurance, Frontline Gaming

G: Geico, Gen Korean BBQ, General Atomics, Golden Spoon, Gongcha, Goodwill, Gotham Nights Inc., Grocery Outlet, Grub, Gymniny Kids

H: Hahn Loeser & Parks LLP, Happy Lemon, Hawthorne Caterpillar, Hemsworth, Hilton Garden Inn, Hive Inc., Hot Spot Del Sur, House of Motorcycles, Hyatt

I: Ivan Stewart Motorsports, Jamba Juice,

J: JPP

K: Kai Sushi, Kaman's Art Shoppes, Kappa Sushi, Karl Strauss, KFC, Kinderhouse Montessori School, Kumon

L: L&L Hawaiian BBQ, La Jolla Country Day School, Lemonade, local municipality, L'Occitane

M: Manna BBQ, Marriott, Martinis, Maui Wowi Coffee, MCCS, MedWarchers, Men's Wearhouse, Mesa College, Michaels, Mira Mesa Optometry

N: Nail salon, Next Generation Educational Center, No Rest for Bridget, Norm Reeves Superstores, NV5, Inc.

O: Office Depot, Oggi's Pizza and Brew Co.

P: Palomar Health, Panda Express, Paris Baguette, Phamatech Inc., Pishodo, PMB LLC, Poshe Lashes & Skin Care, Potter Handy Law firm

Q: Qualcomm

R: R3Fresh Juice Bar, Ralphs, Reading Inc., Regal Cinemas, Restaurant, Rid Ribbon, RJJ Inc., Rockin Jump, Ross, Rubio's

S: San Diego Central Superior Court, San Diego District Attorney, San Diego Humane Society, San Diego Padres, SAY San Diego, Scudi & Ayers, LLP, Seasons 52, Singleton Law Firm, Soap Mat, LLC, Special events, Sprouts, Sprouts, St. James Episcopal Church, State Farm, Stater Bros, Steelhead LLC, Stein Mart, Sunrise

T: Taibi & Associates, Temecula Valley Unified School District, The Joint Chiropractic, The Lot, The Santaluz Club, The Vine Learning Center, Thephoshop, ThoughSTEM, Troutman Sanders LLP, TUV SUD America

U: U.S. Forest Service, US Navy, USFS, USMC

V: VA Work Study, Vent Legal, Vinatech

W: Walmart, Wee Wisdom Preschool, Which Wich

Y: YMCA

Question 4: If you were employed, what was your job title?

Respondents had a wide variety of job titles as students, with over 154 titles for 263 respondents.

Table 4

Responses to the Question: "If you were employed, what was your job title?" (n = 263)

Answer category	Count	%
Other*	155	59
Cashier	16	6
Multiple titles	15	6
Sales	13	5
Barista	10	4
Customer Service	7	3
Program aide	5	2
Assistant Manager	5	2
Crew	4	2
Shift lead	4	2
Administrative Assistant	4	2
Driver	4	2
Lab Assistant	3	1
Receptionist	3	1
Teacher	3	1
Project Assistant	3	1
Legal Assistant	3	1
Total	263	100

Note. This question was shown only to respondents who said they were employed for the majority of their career at SDMC in a previous question. The question was open-ended; responses were analyzed and sorted into categories.

* Other titles, which were reported by fewer than three respondents each, are:

A: Activities Coordinator, Administration, Administrative Technician, Animal Caregiver, AR Specialist, Assembler, Assistant, Assistant Cheer Coach, Assistant Teacher, Associate

B: Babysitter, Bartender

C: Campus Supervisor, Caregiver, Cart Attendant, Case Manager, Certified Nursing Assistant, Clerical Office Worker, Clerk, Clinical Intern, CNA, Coach, Commission Artist, Cook, Counselor, Court Operations, Court Operations Clerk Lead, Courtesy Clerk, Custodian, Customer Experience Manager, Customer Service Lead

D: Delivery, Development Intern, Director, Document Control Specialist, Drink Maker

E: EMT, EMT Trainer, Event Coordinator, Event Staff, Express Maintenance

F: File Clerk, File Room Assistant, Fire Fighter, Fitness Manager, Floor Associate, Floor Sales Person, Food Server, Forestry Technician, Front Desk Coordinator, Funeral Director

G: General Merchandise, Grader Tutor

H: Health Service Assistant, Health Technician, Hostess, House Cleaner, Houseman

I: IA II, Ice Cream Maker, Instructional Aide/Assistant, Instructional Lab Technician

K: Karaoke Host, Kitchen Aide

L: Lead, Lead Assistant, Lead Infant Teacher, Lead Sales Associate, Legal Assistant, Life Insurance Agent, Lifeguard, Line Cook, Logistics, Lube Technician, Lumber Associate

M: Manager, Manager Food Handler, Manicurist, Marine, Marketing, Marketplace Server, Math Tutor, Mathematics Tutor, Med Tech, Medical Assistant, Medical Records Technician

O: Office Assistant, Operations Support Specialist, Optometric Assistant, Outreach Mentor

P: Peer Mentor, Pharmacy Tech., Pharmacy Technician Manager, Plant Operations Aide, Premium Audit Reviewer, Preschool Teacher, Production Machinery Mechanic, Project Manager

R: Radar Engineer, RBT, Regional Manager, Remote Admin, Respite Caregiver, Respite Worker, Returns Associate, RGM

S: Secretary, Security, Security Supervisor, Senior Tutor, Service Associate, Service Tech, Skills Instructor, Sports Instructor, Staff Member, Stocker, Store Manager, Student Ambassador, Student Services Coordinator, Student Worker, Studio Assistant, Supervisor, Support Services

T: Tax Preparer, Teacher Aide, Team Trainer, Technician, Temporary Cashier, Translator, Tutor

U: USMC

V: Valet Attendant

W: Wait Staff, Wardrobe Consultant, Wellness Coordinator, Wildland Firefighter

Question 5: What was your primary education goal when you began taking courses at Miramar College?

Over three-quarters of respondents said their primary goal when they started at SDMC included transferring to a four-year institution; the majority of those intended to receive an associate's degree first.

Table 5

Responses to the Question: "What was your primary education goal when you began taking courses at Miramar College?" (n = 362)

Answer choice	Count	%
Obtain an AA/AS and transfer to a 4-year institution	238	66
Transfer to a 4-year institution without an AA/AS	38	11
Obtain a 2 year AA/AS without transfer	31	9
Earn a career technical certificate without transfer	17	5
Other (please specify)*	7	2
Prepare for a new career (acquire job skills)	6	2
Advance in current job/career (update job skills)	6	2
Obtain a 2 year technical degree without transfer	5	1
Maintain certificate or license	3	1
4-year college student taking courses to meet 4-year requirements	3	1
Undecided on goal	3	1
Discover/formulate career interests, plans and goals	2	1
Educational development	2	1
Improve basic skills	1	0
Compete credits for high school diploma or GED	0	0
To move from noncredit coursework to credit coursework	0	0
Total	362	100

* Open-ended responses to "Other (please specify)" include:

1. Obtain both an AS degree and technical certificate
2. Learn more about diesel and get an AA while I'm at it
3. Obtain associates degree in 4 years without transferring
4. Firefighter I certification
5. 3 years
6. Obtain my certificate in Child Development

Question 6: Did your education goal at Miramar College change over time? If yes, please explain how.

Most respondents said that their educational goal did not change over time. For those whose goal did change, changing majors was the most common reason.

Table 6

Responses to the Question: “Did your education goal at Miramar College change over time? If yes, please explain how.” (n = 362)

Answer choice	Count	%
No	246	68
Yes (please explain below)*	116	32
Changed major	55	15
Other	18	5
Decided to get associate's degree	15	4
Decided to transfer to a different four-year college	7	2
Decided to transfer	3	1
Decided to get associate's degree and transfer	3	1
Decided to get award(s) and transfer	3	1
Took more time than planned	2	1
Decided not to transfer	1	0
Earned additional award(s)	1	0
Decided to transfer to four-year college	1	0
Decided transfer without AA/AS	1	0
Changed career path	1	0
Got associate's degree only	1	0
Decided to continue education	1	0
Decided to get associate's degree instead of transfer	1	0
Decided to get award(s) instead of transfer	1	0
Decided to get master's degree	1	0
Total	362	100

* Respondents who selected “Yes” were asked to elaborate in an open-ended text field. Responses were analyzed and sorted into categories.

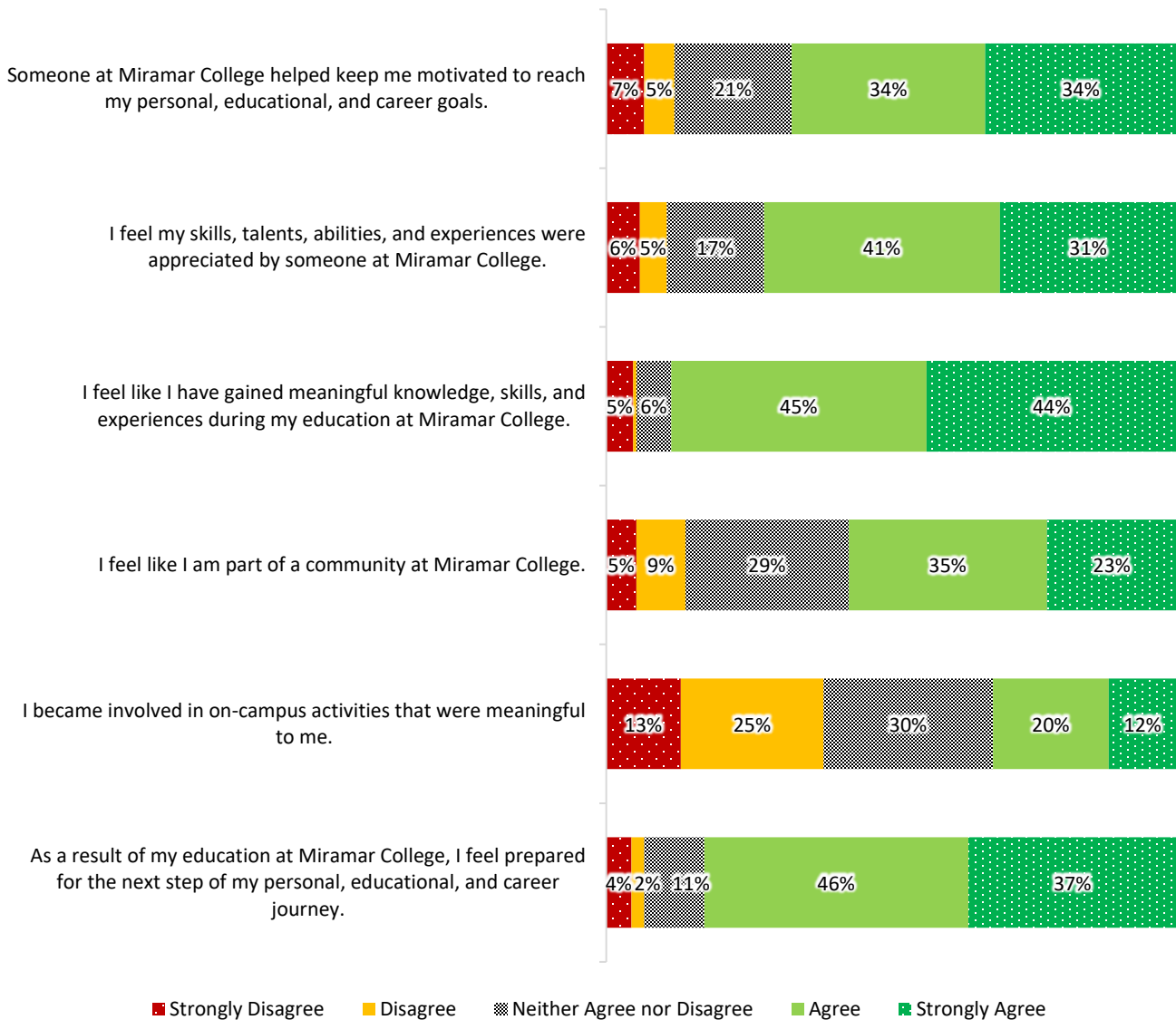
Question 7: Please indicate your level of agreement with the following statements regarding your experience at Miramar College.

Respondents were asked to rate their level of agreement with six positive statements about their experience at Miramar College. The majority of respondents agreed or strongly agreed with most of the statements. The only statement where the majority did not agree/strongly agree was: “I became involved in on-campus activities that were meaningful to me.” “I feel like I am part of a community at Miramar College” also got notably less agreement than other statements.

Table 7

Responses to the Question: “Please indicate your level of agreement with the following statements regarding your experience at Miramar College.” (n = 362)

Statement	Count	Strongly Disagree	Disagree	Neither Agree nor Disagree	Agree	Strongly Agree
As a result of my education at Miramar College, I feel prepared for the next step of my personal, educational, and career journey.	361	4%	2%	11%	46%	37%
I became involved in on-campus activities that were meaningful to me.	360	13%	25%	30%	20%	12%
I feel like I am part of a community at Miramar College.	360	5%	9%	29%	35%	23%
I feel like I have gained meaningful knowledge, skills, and experiences during my education at Miramar College.	360	5%	1%	6%	45%	44%
I feel my skills, talents, abilities, and experiences were appreciated by someone at Miramar College.	358	6%	5%	17%	41%	31%
Someone at Miramar College helped keep me motivated to reach my personal, educational, and career goals.	360	7%	5%	21%	34%	34%

Figure 2*Percentages of Respondents by Level of Agreement to Satisfaction Statements (n = 362)*

Question 8: Which on-campus service(s) did you utilize?

About 80% of respondents said they used The Counseling Office and the Bookstore. Over 50% of respondents said they used the Registration Office, Financial Aid, and the Transfer Center. All other services were used by less than a third of respondents.

Table 8

Responses to the Question: “Which on-campus service(s) did you utilize?” (n = 344)

Answer choice	Count	%
Counseling Office	274	80
Bookstore	272	79
Registration Office	198	58
Financial Aid	196	57
Transfer Center	178	52
Math Tutoring Center	101	29
Career Center	75	22
Academic Success Center	67	19
Student Health Services	67	19
EOPS	60	17
Jet Fuel Food Pantry	58	17
San Diego Promise	57	17
English Tutoring Center	56	16
Veterans Affairs	44	13
Student Clubs/Orgs	44	13
Student Affairs Office	36	10
DSPS	29	8
Mental Health Services	26	8
Other (please specify)*	12	3

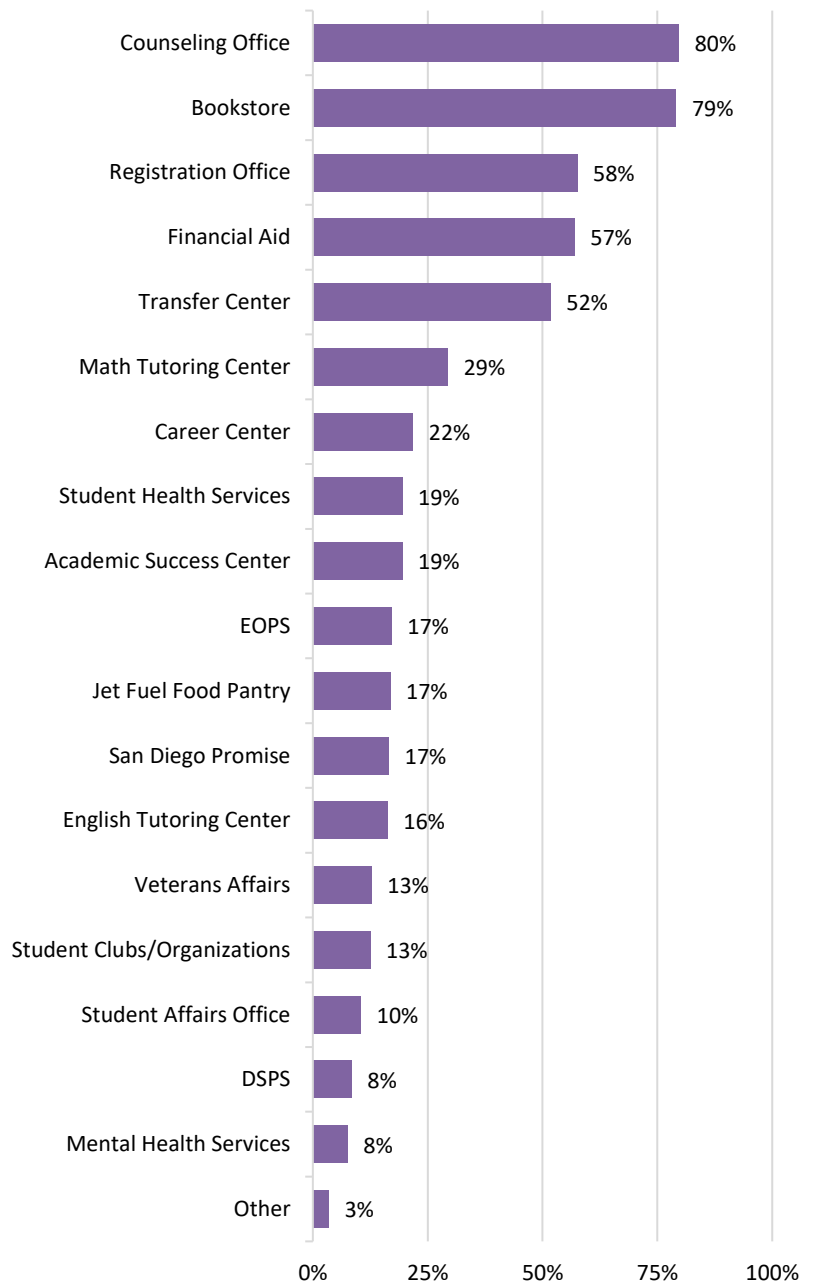
Note. Respondents were able to select multiple answer choices.

* Open-ended responses to “Other (please specify)” include:

1. LRC
2. Department of Rehabilitation,
3. The café and the snack store
4. REACT
5. HONORS
6. Outreach
7. FYE

Figure 3

Percentage of Respondents who Used Services at SDMC (n = 344)



Question 9: How often did you use the following service(s)?

Respondents were asked to rate the frequency of their service usage on a scale of 1: seldom, to 3: often. EOPS and DSPS had the highest average utilization frequency. On average, all services were used at least “sometimes.”

Table 9

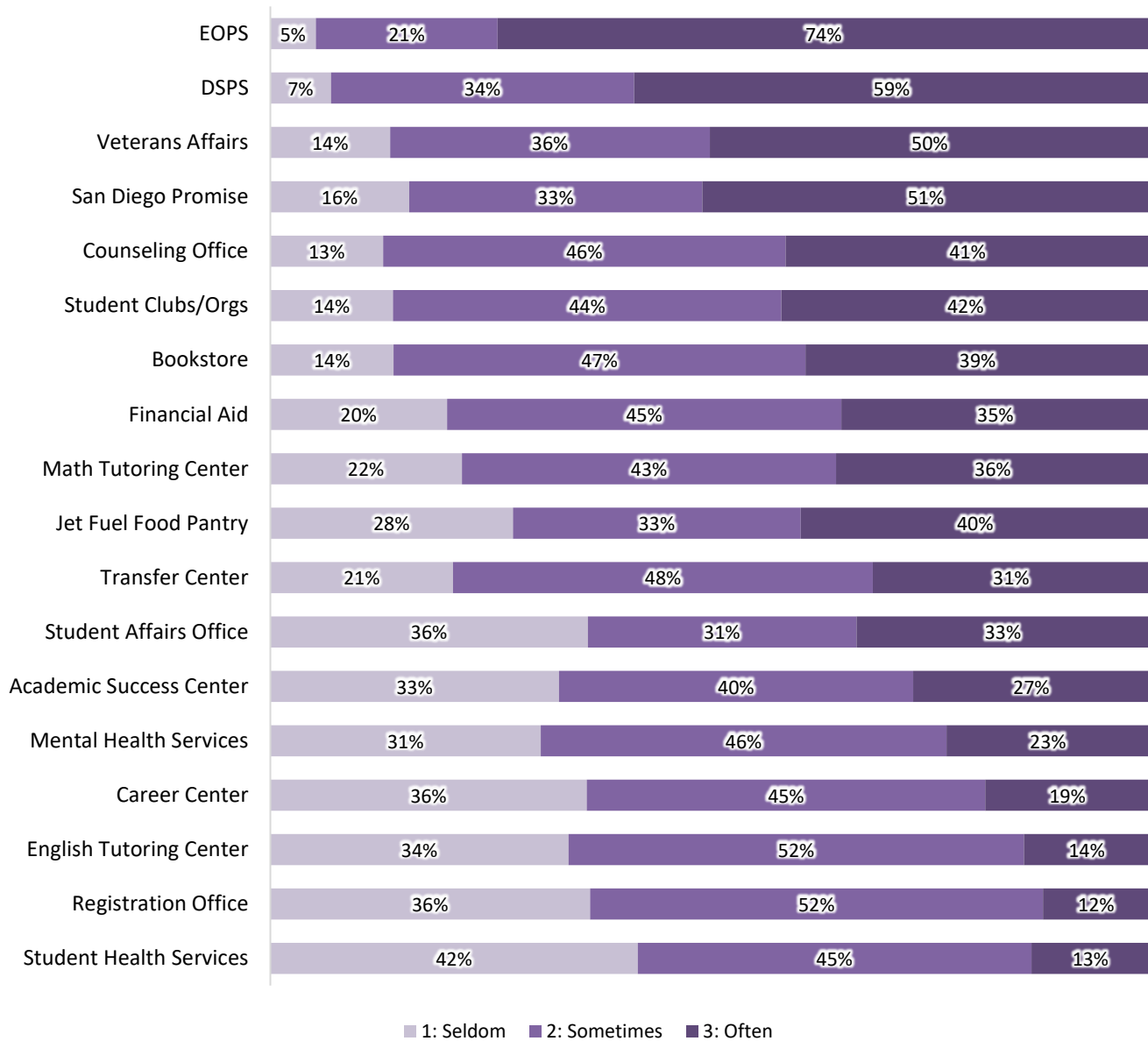
Responses to the Question: “How often did you use the following service(s)?” (n = 341) with Weighted Average

Service	Count	1: Seldom	2: Sometimes	3: Often	Weighted average
EOPS	58	5%	21%	74%	2.7
DSPS	29	7%	34%	59%	2.5
Veterans Affairs	44	14%	36%	50%	2.4
San Diego Promise	57	16%	33%	51%	2.4
Other	12	33%	0%	67%	2.3
Counseling Office	273	13%	46%	41%	2.3
Student Clubs/Orgs	43	14%	44%	42%	2.3
Bookstore	271	14%	47%	39%	2.3
Financial Aid	194	20%	45%	35%	2.2
Math Tutoring Center	101	22%	43%	36%	2.1
Jet Fuel Food Pantry	58	28%	33%	40%	2.1
Transfer Center	178	21%	48%	31%	2.1
Student Affairs Office	36	36%	31%	33%	2.0
Academic Success Center	67	33%	40%	27%	1.9
Mental Health Services	26	31%	46%	23%	1.9
Career Center	75	36%	45%	19%	1.8
English Tutoring Center	56	34%	52%	14%	1.8
Registration Office	198	36%	52%	12%	1.8

Note. This question was only shown to respondents who said they had utilized services in a previous question.

Responses included the following optional comments:

1. I worked [at Miramar College] and I constantly worked with most of the offices side-by-side
2. Everything and everyone is awesome
3. Counseling office was very organized!
4. Veterans office is outstanding
5. With the transfer and ADT I used often once a month maybe

Figure 4*Service Utilization Frequency for Respondents who Used Services (n = 341)*

Question 10: What impact did the service(s) have on reaching your goals?

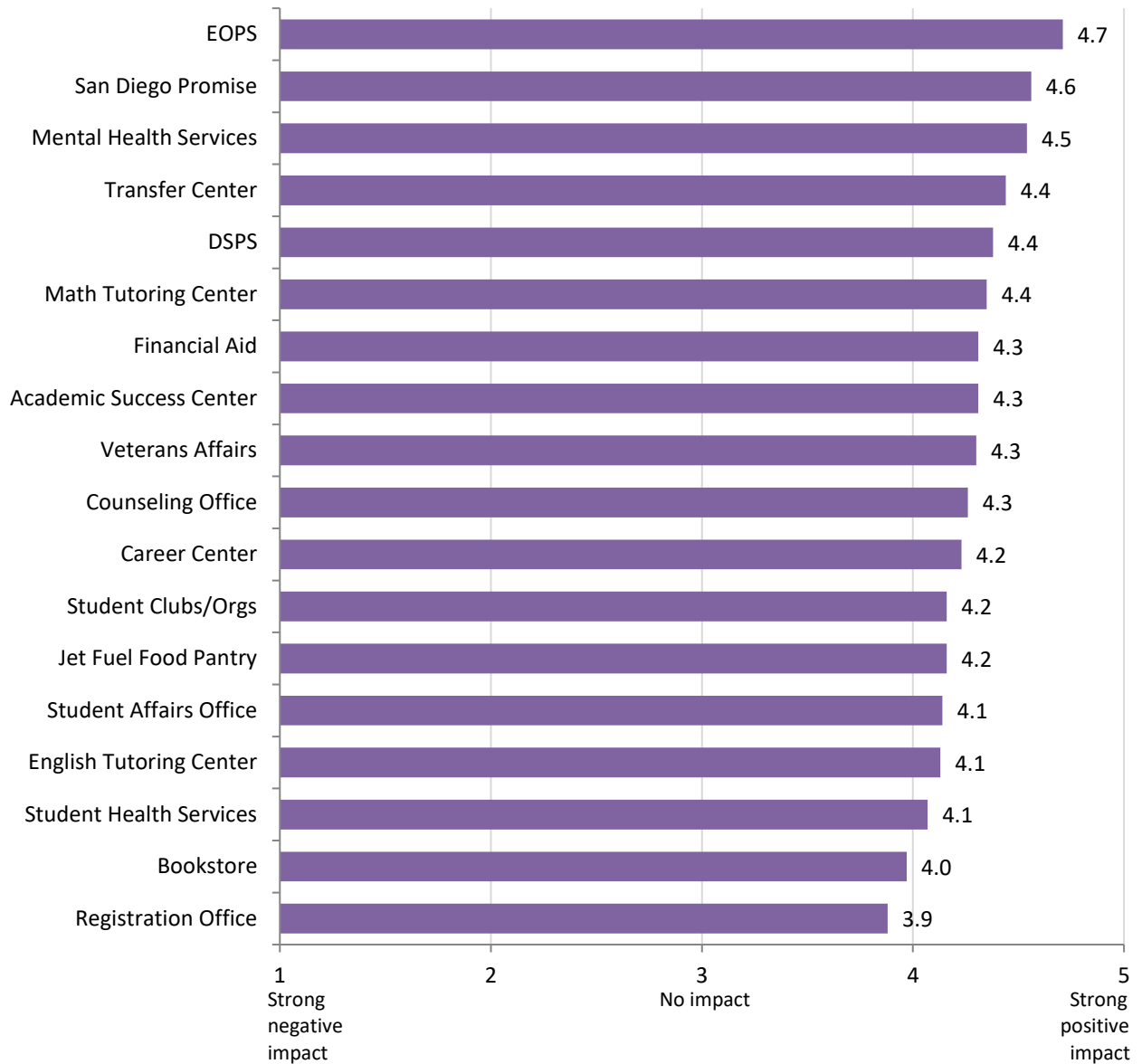
Respondents were asked to rate the impact services had on reaching their goals on a scale of 1: strong negative impact, to 5: strong positive impact. The majority of respondents felt that services had a positive impact or strong positive impact on their reaching their goals, with EOPS, San Diego Promise, and Mental Health Services having the highest weighted averages.

Table 10

Responses to the Question: "What impact did the service(s) have on reaching your goals?" (n = 341) with Weighted Average

Service	Count	1: Strong negative impact	2: Negative impact	3: No impact	4: Positive impact	5: Strong positive impact	Weighted average
EOPS	58	0%	0%	2%	26%	72%	4.7
San Diego Promise	57	0%	2%	5%	28%	65%	4.6
Mental Health Services	26	0%	0%	4%	38%	58%	4.5
Transfer Center	178	1%	1%	5%	42%	52%	4.4
DSPS	29	3%	3%	7%	24%	62%	4.4
Math Tutoring Center	101	1%	0%	6%	50%	44%	4.4
Academic Success Center	67	0%	0%	7%	54%	39%	4.3
Financial Aid	194	1%	2%	8%	46%	44%	4.3
Veterans Affairs	44	0%	0%	14%	43%	43%	4.3
Counseling Office	273	2%	4%	5%	44%	45%	4.3
Career Center	75	0%	1%	13%	47%	39%	4.2
Jet Fuel Food Pantry	58	0%	3%	14%	47%	36%	4.2
Student Clubs/Orgs	43	0%	0%	19%	47%	35%	4.2
Student Affairs Office	36	0%	0%	19%	47%	33%	4.1
English Tutoring Center	56	2%	0%	18%	45%	36%	4.1
Student Health Services	67	1%	1%	19%	43%	34%	4.1
Bookstore	271	0%	0%	23%	55%	21%	4.0
Registration Office	198	1%	1%	27%	54%	18%	3.9

Note. This question was only shown to respondents who said they had utilized services in a previous question.

Figure 5*Average Service Impact on Reaching Respondent Goals (n = 341)*

Responses included the following optional comments:

1. MATH CENTER IS THE BEST!
2. Shout out to the lunch ladies and gentlemen. Couldn't have done it without you
3. EOPS and CalWORKs have been the most influential in my success at Miramar
4. Most visits to the counseling office were to fix mistakes counseling made in my forms, a couple rude comments from one counselor, appreciated the generosity of the Promise program but felt the activities were badly planned and a waste of time and myself and other female students in the program were made uncomfortable by one of the male student mentors for the program who has since graduated and left the program. Would hope for more of a professional environment for future students there
5. I loved having the math tutoring center and the Place available for my use. It helped me tremendously
6. Nobody has returned my calls or emails
7. Inaccuracy in academic counseling is a common occurrence in this college. PLEASE conduct a survey to as much transferring students as possible to know the efficacy of your counseling services. Please
8. Counseling was one the most helpful things at Miramar
9. All stuffs are professional and helpful!
10. Every counselor tells you something different, none of them are on the same page or seem to know specifics.
11. Counselor experience was less than ideal. Spent an extra year at the community college level because of Miramar counseling office advice.
12. Cleon Platts is amazing at his job! Give that man a raise!! He went beyond and helped me!!!
13. English Tutoring club is run horribly and serves no purpose
14. Everyone were so helpful. I am so grateful

Question 11: Please describe what Miramar College has done well in supporting your career, educational and personal goals.

The largest group of respondents said that teaching faculty were part of what SDMC had done well in supporting them; counseling faculty and the Counseling Office were a close second.

Table 11

Responses to the Question: "Please describe what Miramar College has done well in supporting your career, educational and personal goals." (n = 288)

Answer category	Count	% of Answered
Professors/instructors	61	21
Counselors/Counseling Office	56	19
Guidance	24	8
Staff	18	6
Transfer support/Transfer Center	13	5
Resources	12	4
Tutoring	10	3
Class availability	10	3
Financial support	9	3
Knowledge/skills gains	9	3
Supportive environment	8	3
Flexible schedule	7	2
Job search support/job fairs	7	2
Opportunities	6	2
EOPS	5	2
Class quality	5	2
Affordability	4	1
Achieving goals	4	1
Online classes	4	1
Program selection	3	1
Encouragement	3	1
Answer questions	3	1
Campus accessibility	3	1
LRC	2	1
Keep me motivated	2	1
Workshops	2	1
ASC	2	1
Food pantry	2	1
Veteran's Affairs Office	2	1
Emotional support	2	1
DSPS	2	1
Promise program	2	1
Math Lab	2	1
Availability	1	0
Student Services	1	0
Options	1	0
The WELL	1	0
Checking in with me	1	0
Clubs	1	0
Information	1	0
Admissions Office	1	0
Mentorship	1	0
Facilities	1	0
Support	1	0

Note. This question was open-ended; responses were analyzed and sorted into categories. Some responses included more than one category.

Question 12: Please describe what Miramar College could have done better in supporting you in reaching your career, educational and personal goals.

Respondents reported a wide variety of ways that SDMC could have supported them better. More than 10% of respondents wrote that they could have gotten better help from SDMC's counselors/Counseling Office.

Table 12

Responses to the Question: "Please describe what Miramar College could have done better in supporting you in reaching your career, educational and personal goals." (n = 288)

Answer category	Count	%
Counselors/Counseling Office	34	12
Guidance	18	6
Sense of community	14	5
Transfer Center/transfer support	10	3
Professors/instructors	8	3
Class availability/scheduling	8	3
Financial assistance/financial aid	7	2
Outreach/promotion of resources	7	2
Communication (non-classroom)	6	2
Offer more online/evening/weekend classes	6	2
Extend resource hours	6	2
Class improvements	5	2
Job opportunities	5	2
Improve resources	4	1
More instructional faculty/assistants	3	1
Campus environment	3	1
Tutoring quality/availability	3	1
Reschedule in-person commencement ceremony	2	1
Certification changes	2	1
More events	2	1
Food options	2	1
Registration Office	1	0
Staff behavior	1	0
Consistent grading standards	1	0
Assistance for housing insecurity	1	0
Reach out to high school students	1	0
Veterans Affairs Office	1	0
Require only relevant classes	1	0
Staying consistent	1	0
Instructor support	1	0
Use of gym for students not signed up	1	0
More staff	1	0
EOPS	1	0
Customer service	1	0
Offer online counseling	1	0
On-campus food options	1	0
Accommodate working students	1	0
More education for student employees	1	0

Note. This question was open-ended; responses were analyzed and sorted into categories. Some responses included more than one category.

Question 13: Has your experience at this college contributed to your knowledge, skills, and personal development in the following areas?

Most respondents indicated that they felt their experience at SDMC had contributed to their development in most of the areas presented to them. “Using computing and information technology” and “Contributing to the welfare of your community” were the only two areas chosen by fewer than 40% of respondents.

Table 13

Responses to the Question: “Has your experience at this college contributed to your knowledge, skills, and personal development in the following areas?” (n = 272)

Answer choice	Count	%
Learning effectively on your own	203	75
Thinking critically and analytically	195	72
Acquiring a broad general education	191	70
Working effectively with others	170	63
Writing clearly and effectively	169	62
Understanding yourself	166	61
Developing clearer career goals	166	61
Speaking clearly and effectively	148	54
Acquiring job or work-related knowledge and skills	141	52
Gaining information about career opportunities	134	49
Understanding people of other racial and ethnic backgrounds	133	49
Solving numerical problems	129	47
Developing a personal code of values and ethics	124	46
Using computing and information technology	105	39
Contributing to the welfare of your community	91	33

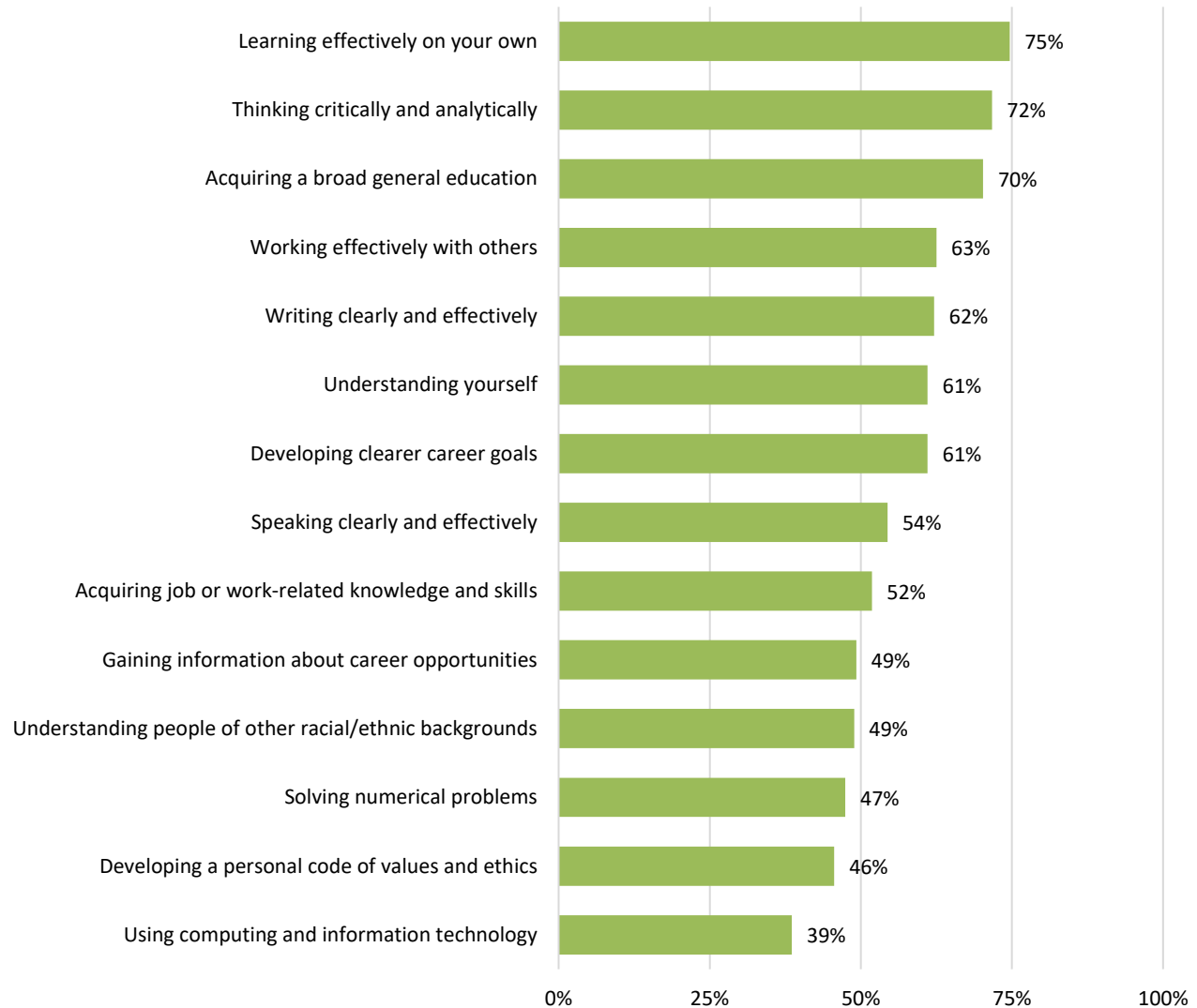
Note. Respondents were able to select multiple answer choices.

Responses included the following optional comments:

1. My life has changed so much! I was addicted to drugs and had no goals. Now, I am 3 years sober and I got into [a four-year school]. Thank you!
2. Please conduct a separate survey regarding Transfer and Counseling center
3. Rekha Chhabra has been helpful with career goals

Figure 6

Percentage of Respondents who Felt SDMC Contributed to Their Development in Each Area (n = 272)



Question 14: How much has your experience at this college contributed to your knowledge, skills, and personal development in the following areas?

Respondents were asked to rate the extent their experience at SDMC contributed to several development areas on a scale of 1: very little, to 3: very much. On average, respondents indicated their experience at the college had contributed to their growth closer to “very much.”

Table 14

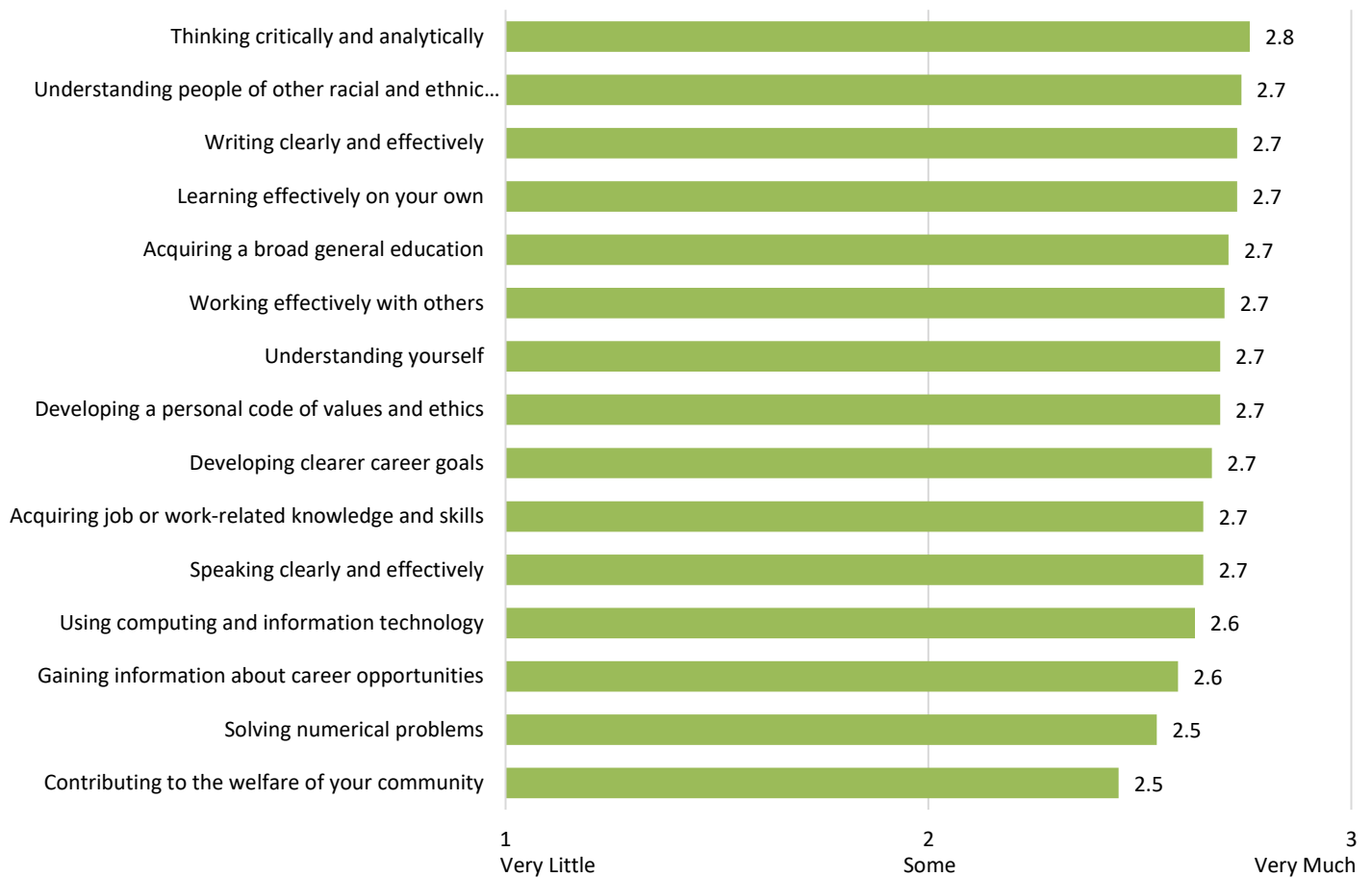
Responses to the Question: “How much has your experience at this college contributed to your knowledge, skills, and personal development in the following areas?” (n = 271) with Weighted Average

Development area	Count	1: Very little	2: Some	3: Very much	Weighted average
Thinking critically and analytically	194	0%	24%	76%	2.8
Understanding people of other racial and ethnic backgrounds	133	0%	26%	74%	2.7
Writing clearly and effectively	169	1%	24%	75%	2.7
Learning effectively on your own	202	0%	27%	73%	2.7
Acquiring a broad general education	190	2%	26%	73%	2.7
Working effectively with others	170	2%	26%	72%	2.7
Understanding yourself	166	1%	30%	70%	2.7
Developing a personal code of values and ethics	124	0%	31%	69%	2.7
Developing clearer career goals	165	0%	33%	67%	2.7
Acquiring job or work-related knowledge and skills	141	2%	31%	67%	2.7
Speaking clearly and effectively	148	1%	34%	66%	2.7
Using computing and information technology	105	1%	35%	64%	2.6
Gaining information about career opportunities	134	1%	40%	60%	2.6
Solving numerical problems	128	4%	38%	58%	2.5
Contributing to the welfare of your community	91	4%	46%	49%	2.5

Note. Respondents were only asked to rate development areas they indicated had been impacted by their experience at SDMC in a previous question.

Responses included the following optional comments:

1. Although the internet service inside the library is particularly slow
2. Amazing library!! JETS JETS JETS!

Figure 7*Average Extent SDMC Experience Contributed to Development Areas (n = 271)*

Question 15: Did you face any barriers which impacted your completing your degree/certificate program?

60% of respondents said that they did not face any barriers which impacted their degree/certificate completion; 40% said they did.

Table 15

Responses to the Question: "Did you face any barriers which impacted your completing your degree/certificate program?" (n = 285)

Answer choice	Count	%
No	170	60
Yes	115	40
Total	285	100

Question 16: Please list the barriers that impacted your completing your degree/certificate program.

The most common category mentioned was financial/monetary barriers. 10% or more of those who answered the question wrote that COVID-19, class difficulty/pacing, and/or working while being a student were barriers.

Table 16

Responses to the Question: "Please list the barriers that impacted your completing your degree/certificate program." (n = 114)

Answer category	Count	%
Monetary barriers	18	16
COVID-19	13	11
Class difficulty/pacing	11	10
Working	11	10
Family responsibilities or issues	10	9
Health/illness	9	8
Language barrier	9	8
Counselors/Counseling Office	8	7
Lack of guidance	8	7
Class availability	4	4
Math	4	4
Transportation/commute distance	4	4
Online classes	3	3
Personal issues	3	3
Professor/instructor	3	3
Transcript issues	3	3
Changing majors	2	2
Communication with offices	2	2
Enrollment system	2	2
Housing insecurity	2	2
Accessing resources as an evening student	1	1
Appeals	1	1
Disabilities	1	1
Long time to completion	1	1
Registration Office	1	1
Transfer Center	1	1

Note. This question was only shown to respondents who said they faced barriers in a previous question. The question was open-ended; responses were analyzed and sorted into categories. Some responses included more than one category.

Question 17: Did Miramar College do well in helping you overcome these barriers? If so, please explain how.

Over two-thirds of students who faced barriers said that SDMC did well in helping them overcome these barriers. Teaching and counseling faculty were mentioned most often.

Table 17

Responses to the Question: “Did Miramar College do well in helping you overcome these barriers? If so, please explain how.” (n = 114)

Answer choice	Count	%
Yes (please explain below)*	78	68
Professors/instructors	13	11
Counselors/Counseling Office	13	11
Financial aid/financial support	6	5
EOPS	4	4
Guidance	4	4
Transfer Center	3	3
Online classes	3	3
COVID-19 support	2	2
Retaking classes	2	2
Emotional support	2	2
Classes with support sections	1	1
Promise Program	1	1
Class availability	1	1
The WELL	1	1
Regular contact	1	1
Evaluations Office	1	1
Staff	1	1
DSPS	1	1
Programs	1	1
Parking	1	1
Math Lab	1	1
No	36	32

Note. This question was only shown to respondents who said they faced barriers in a previous question.

* Respondents who selected “Yes” were asked to elaborate in an open-ended text field. Responses were analyzed and sorted into categories.

Question 18: Are you currently employed?

Respondents' current employment statuses were somewhat evenly split between not employed (43%) and employed (57%). The number of part-time employees was about double the number of full-time employees.

Table 18

Responses to the Question: "Are you currently employed?" (n = 282)

Answer choice	Count	%
No	121	43
Yes, part-time	108	38
Yes, full-time	53	19
Total	282	100

Question 19: What are your employment plans for the next six months? (Currently employed)

The majority of employed respondents said they planned to stay at their current job. Close to 40% of respondents said that they planned to seek a change in employment.

Table 19

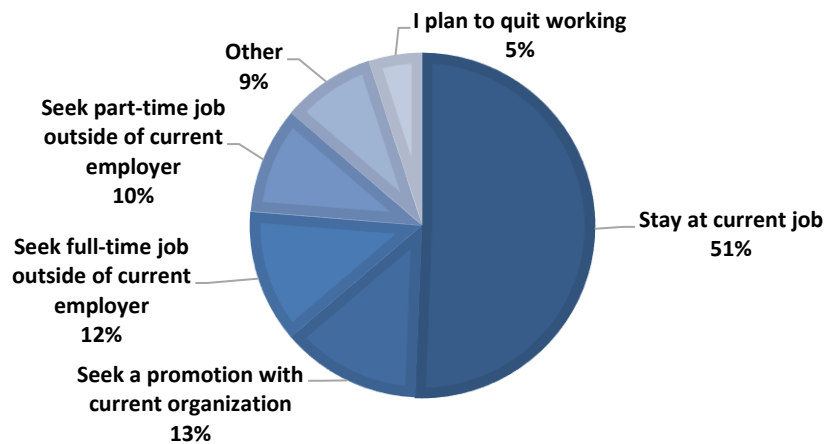
Currently Employed Respondents' Responses to the Question: "What are your employment plans for the next six months?" (n = 160)

Answer choice	Count	%
I plan to stay at my current job	81	51
I plan to seek a promotion within my current organization	22	14
I plan to seek full-time employment outside my current organization	20	13
I plan to seek part-time employment outside my current organization	16	10
Other (please specify)*	14	9
I plan to quit working	8	5
Total	160	100

Note. This question was shown only to respondents who said that they were currently employed in a previous question.

* Open-ended responses to "Other (please specify)" include:

1. I will continue working for another year and then find some internships to join.
2. Continue working while finding other better paying gigs, like tutoring.
3. I run my own company, needed legal education for improving my business
4. I plan to stay and advance in my current job
5. I'm currently unemployed due to COVID-19 but am waiting to go back to work in a few months if our business opens up again
6. I'm moving to [a four-year school]
7. Attend graduate program
8. Always open for opportunities in my field or office related work.
9. I plan to quit my retail job to join a CNA program and work full time but since covid-19 I don't know what to do at the moment. Even if schedules return back to normal I'm hesitant to figure out where to transfer to or go for an online B.S. and still work part time. There are many options at the moment it's just not the right time in many of our lives to make big decisions unfortunately.
10. Focusing on the classes that I will take at university
11. Not too sure about employment opportunities in the future or if I want to work since I am transferring to [a four-year school].
12. job has recently closed due to COVID but I plan on returning
13. Due to COVID I'm unemployed

Figure 8*Employed Respondents' Employment Plans for the Next Six Months (n = 160)*

Question 20: What are your employment plans for the next six months? (Not currently employed)

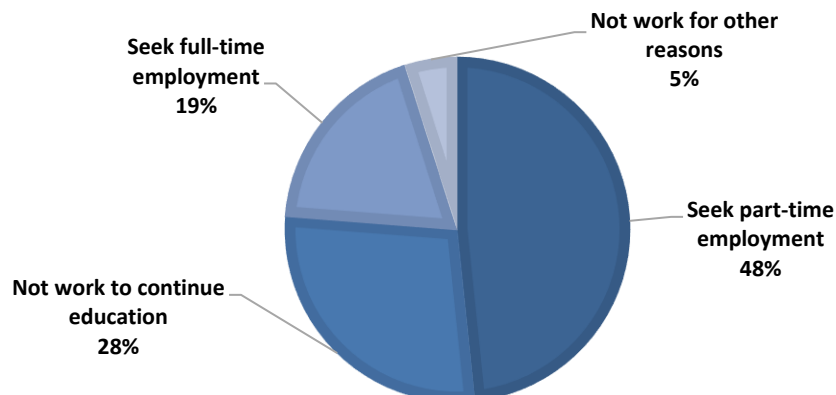
About 70% of currently-unemployed respondents said they planned to search for a job in the next six months.

Table 20

Currently Unemployed Respondents' Responses to the Question: "What are your employment plans for the next six months?" (n = 122)

Answer choice	Count	%
I plan to seek part-time employment	59	48%
I do not plan to work so that I can focus on continued education	34	28%
I plan to seek full-time employment	23	19%
I do not plan to work for reasons other than seeking additional education	6	5%
Total	122	100%

Note. This question was shown only to respondents who said that they were not currently employed in a previous question.

Figure 9*Unemployed Respondents' Employment Plans for the Next Six Months (n = 122)*

Question 21: What are your education plans for the next six months?

Two-thirds of respondents planned to transfer to a four-year school within the next six months. Some respondents mentioned they were not sure what their plans were.

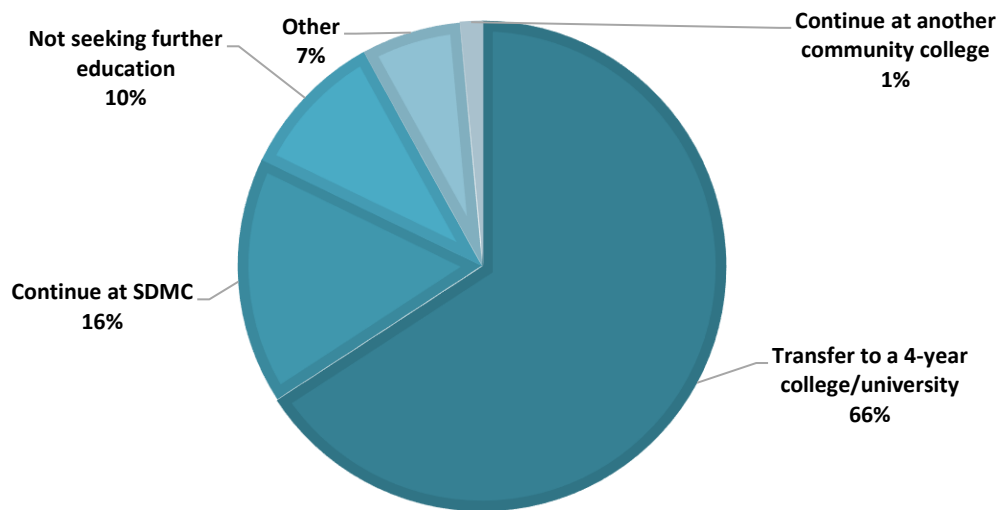
Table 21

Responses to the Question: "What are your education plans for the next six months?" (n = 275)

Answer choice	Count	%
I am transferring to a 4-year college or university	181	66
I am continuing my education at Miramar College to seek additional credentials, degrees, or take additional courses for other reasons	45	16
I am not planning to seek any additional education at this time	27	10
Other (please specify)*	18	7
I am continuing my education at another community college to seek additional credentials, degrees or take additional courses for other reasons	4	1
Total	275	100

* Open-ended responses to "Other (please specify)" include:

1. I am going to start my own business
2. I am planning on finishing my "In Progress" lab class so I can get my certificates and AS degree
3. Finishing completing my associates degree in the Fall 2020 semester
4. To continue my education at Miramar and then hopefully transfer to an art school
5. Looking for jobs
6. Solo studying for a professional certification exam.
7. Not sure
8. I am going to an academy, then going to apply for my career job. and if hired continue my education on an online university
9. There is gap in my educational progress however I am going to continue my education to get BS
10. I'm transferring as well as continuing to take classes online at Miramar to help me get ahead once I transfer
11. taking a few classes at Miramar and transferring to [a four-year college]
12. Finding job
13. Getting a job when the Coronavirus is gone
14. Graduate program
15. not sure yet
16. I am still hesitant as to what I want to do but I think the best option for me is to try for certification
17. Future education planned but I haven't decided where yet.
18. work

Figure 10*Respondents' Education Plans for the Next Six Months (n = 275)*

Question 22: Which of the following supports and services would be helpful to you as a graduate of Miramar College?

About half of respondents wanted to come back to campus to attend career fairs and other career-related events. Another large percentage of respondents said they would find alumni networking opportunities helpful.

Table 22

Responses to the Question: "Which of the following supports and services would be helpful to you as a graduate of Miramar College?" (n = 232)

Answer choice	Count	%
Ability to attend campus career fairs and other career-related events	117	50%
Alumni networking	102	44%
Alumni newsletter	74	32%
None of the above	61	26%
Other (please specify)*	8	3%

Note. Respondents were able to select multiple answer choices.

* Open-ended responses to "Other (please specify)" include:

1. DSPS
2. Job opportunities
3. Talk to counselors
4. Possible mentorships
5. Zoom Meeting
6. Campus Involvement
7. Study abroad opportunities
8. All of those are poorly run/do not exist except the college career fair