

# Student Scheduling Preferences Survey

## Spring 2018

*Prepared by*

Miramar College Office of Planning, Research, & Institutional Effectiveness

April 2018



# Roadmap

- Purpose of study
- Instrument & research method
- Summary of respondent characteristics
- Overview of student preferences: college-level
- Student scheduling preferences by Fall and Spring 2018 terms
- Summary of reasons students leave Miramar College & feedback from “success stories” & “preventable losses”

# Purpose of study

- Understanding students' scheduling preferences is of vital importance to maintaining Miramar College's commitment to honoring our student body's diverse needs and improving scheduling, enrollments, retention, and persistence.
- In collaboration with the IEPI Bridge Project Leads, the Office of Planning, Research, and Institutional Effectiveness (PRIE) undertook a second survey of Miramar College students to understand their scheduling preferences.
- This survey follows the Fall 2017 Scheduling Preferences Survey and utilizes a more refined method and questions to validate past results and shed new light on student preferences.

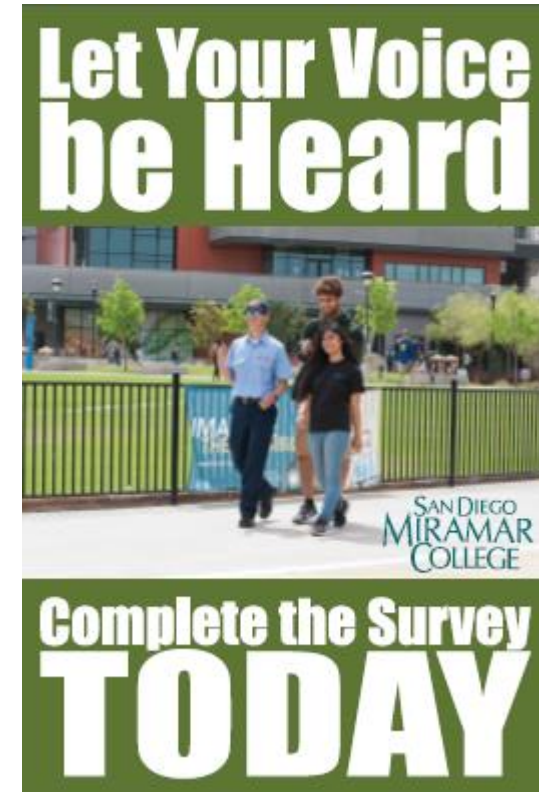
# Instrument & Research Method

Design: Online survey

Target Population: Miramar College Students  
Enrolled during Spring 2018

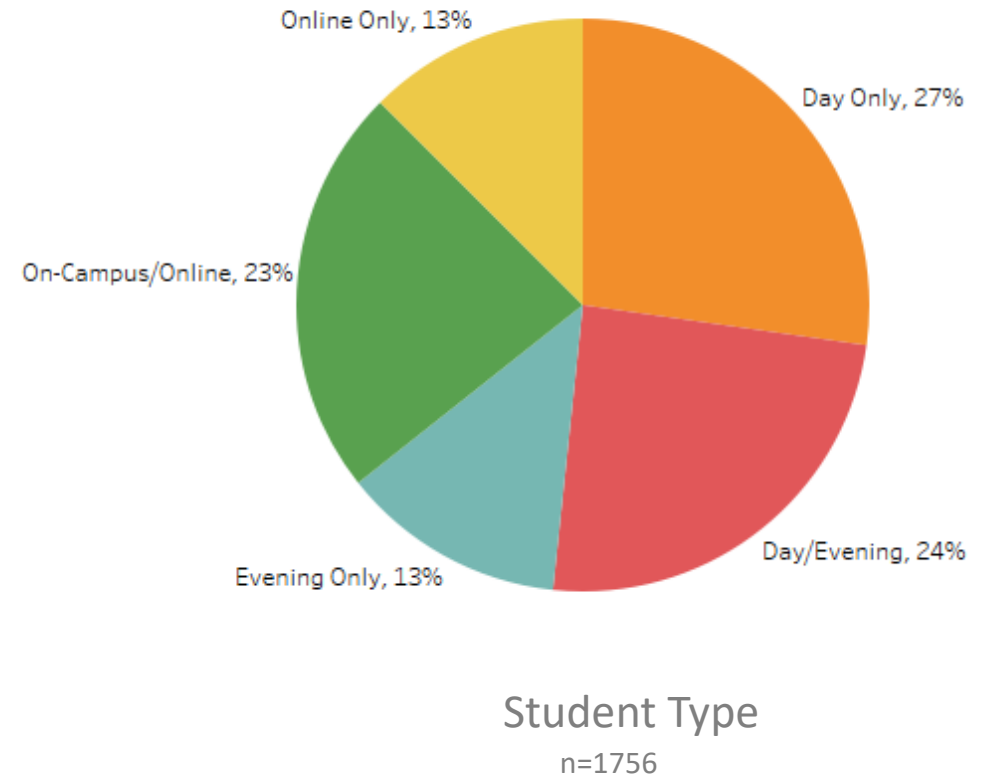
Sampling: Census

Administration: Distributed via individualized  
invitations in student email inboxes



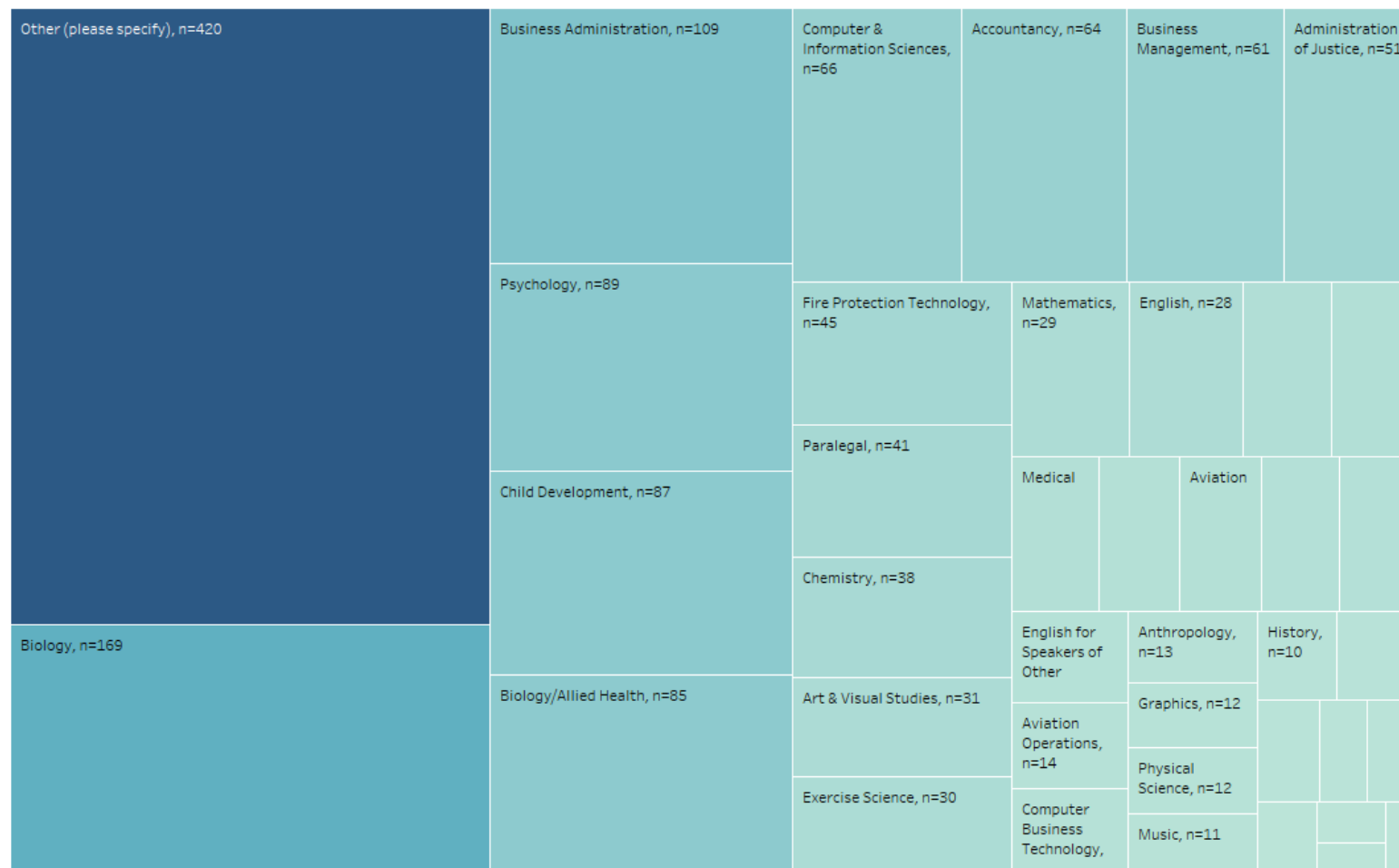
# Respondent Characteristics

- 1756 students responded to the survey, with 77% completing the survey.
- The sample was split nearly equally between full-time (12 or more credits) and part-time students.
- The majority of students are currently employed (37% part-time, 30% full-time).
- As seen in the pie chart, there was wide variation in student type.



# Respondent Characteristics

## Most Popular Majors



# Respondent Characteristics Continued

## Educational Objectives

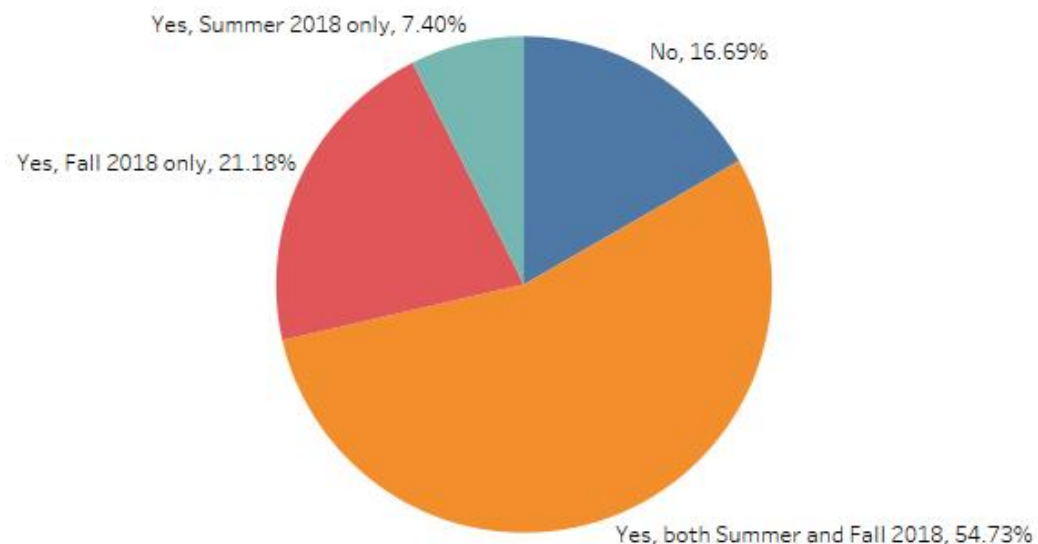
BA/BS after Completing AA/AS	30%
4-year College Student	27%
AA/AS without Transfer	11%
BA/BS without Completing AA/AS	7%
Undecided	6%
New Career Preparation	6%
Certificate/Licence Maintenance	4%
Current Job/Career Advancement	3%
Educational Development	2%
Basic Skills Improvement	1%
Unreported	1%
Vocational Cert/Degree without Transfer	1%
HS Diploma/GED Certificate	1%
Null	1%
Non-Credit to Credit Transition	0%

% of Total Number of Records broken down by Edu Obj. Color shows % of Total Number of Records. The marks are labeled by % of Total Number of Records.

# Overview of Course-taking plans

- Students were asked about their future course-taking plans. The answer to this question shaped their pathways through the survey so that we could gather information about students' experiences and needs that was specific to them.

Respondents' plans to take future courses at Miramar College



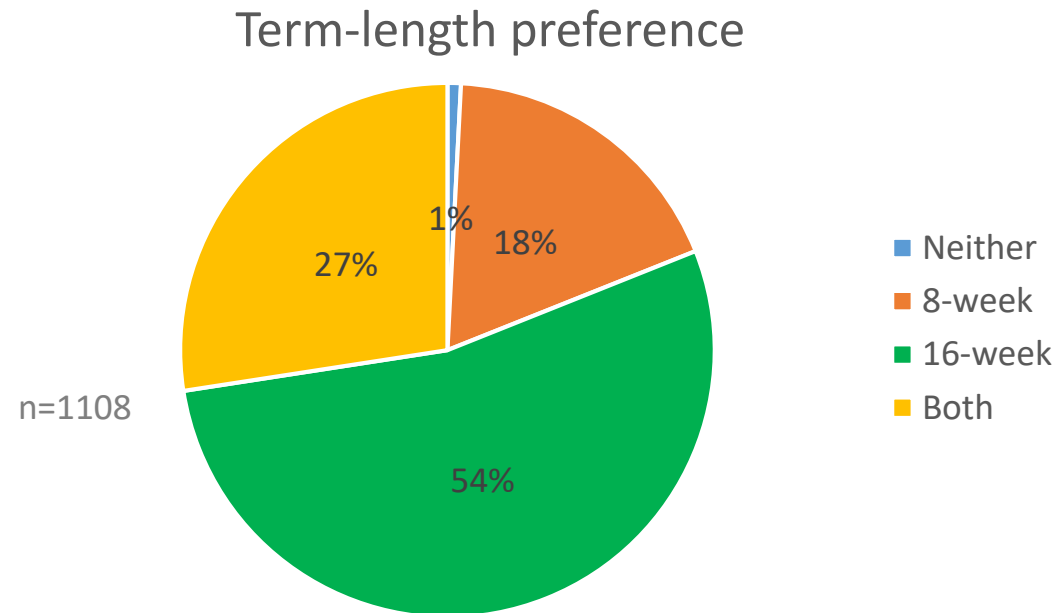


# Student Preferences: College-level

- These questions were posed to every student **who said they planned to take a future course at Miramar College** (roughly 84% of respondents).
- This portion of the survey confirmed the results of the Fall 2017 Student Scheduling Preferences Survey, in particular:
  - Sixteen week courses serve the majority of students (81% in spring 2018 vs. 85% in fall 2017).
  - Students generally prefer fewer course meetings (e.g., two) per week. (78% in spring 2018 vs. 56% in fall 2017).
  - Once again, we find that although the perceived quality of a Miramar College education is a driver for students, campus proximity to students' work and home and other aspects of convenience (such as parking availability) heavily shape students' choice. Students also like Miramar College's smaller size, which they feel make it easier to navigate and a friendlier environment. They rave about the "beautiful campus" and up-to-date facilities and technologies.
  - A high proportion of students approve of the timeslots that have been proposed by the IEPI Project Bridge Leads as a result of the 2017 Fall Student Scheduling Preferences Survey.

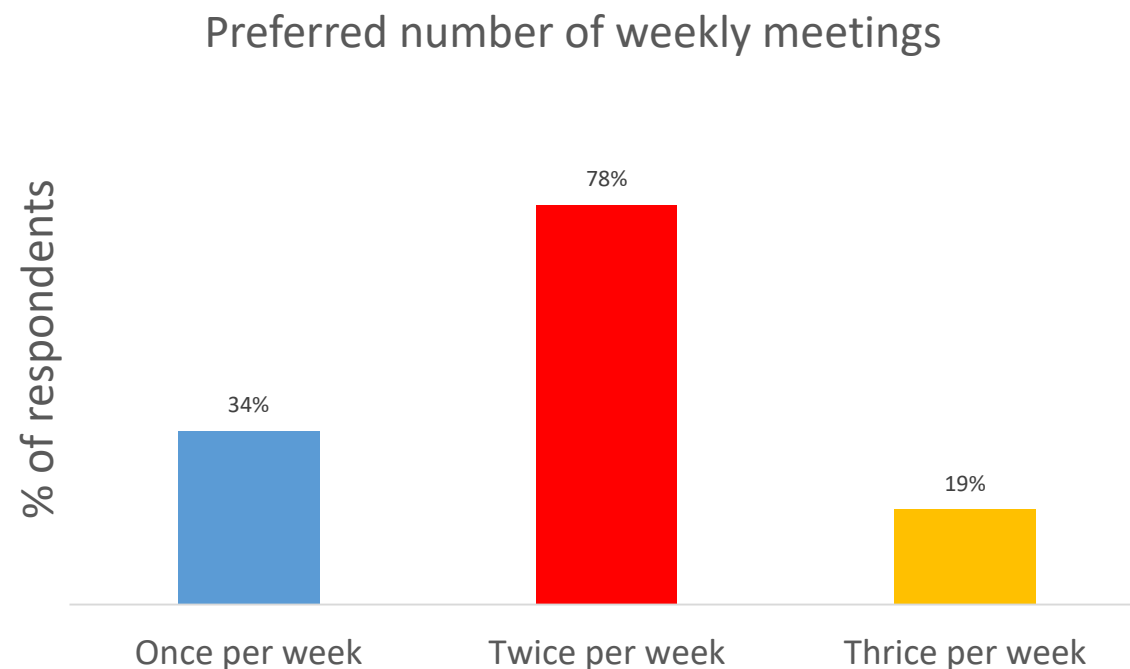
# Student Preferences: Term-length

- As previously found, 16-week terms were the most popular among students, although many students expressed an interest in 8-week courses as well.



# Student Preferences: Course meetings

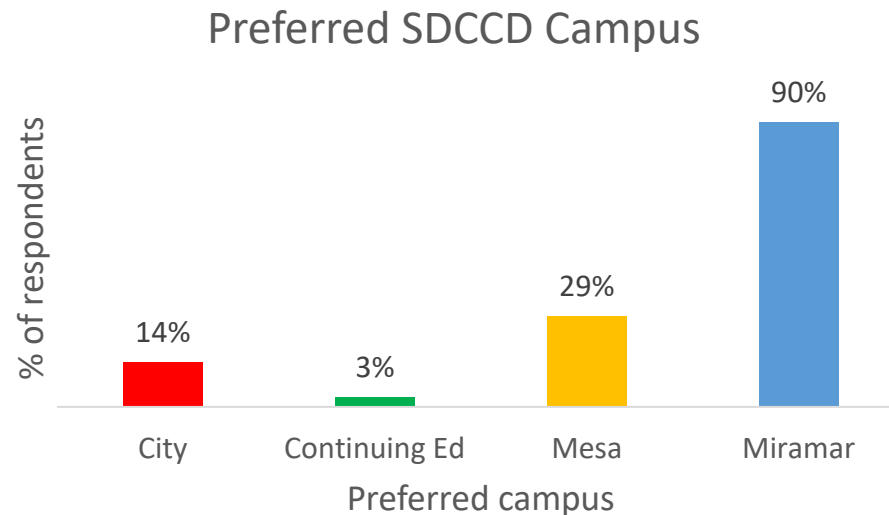
- As previously found, a majority of respondents prefer that courses meet twice per week.



\*\*Respondents could chose more than one answer, n=1083.

# Student Preferences: SDCCD Campus

- 90% percent of students indicated that Miramar College was among their preferred SDCCD campuses on which to take courses.
- Miramar College was the sole preference of 65% of all respondents, as compared to 79% of respondents in the Fall 2017 survey.

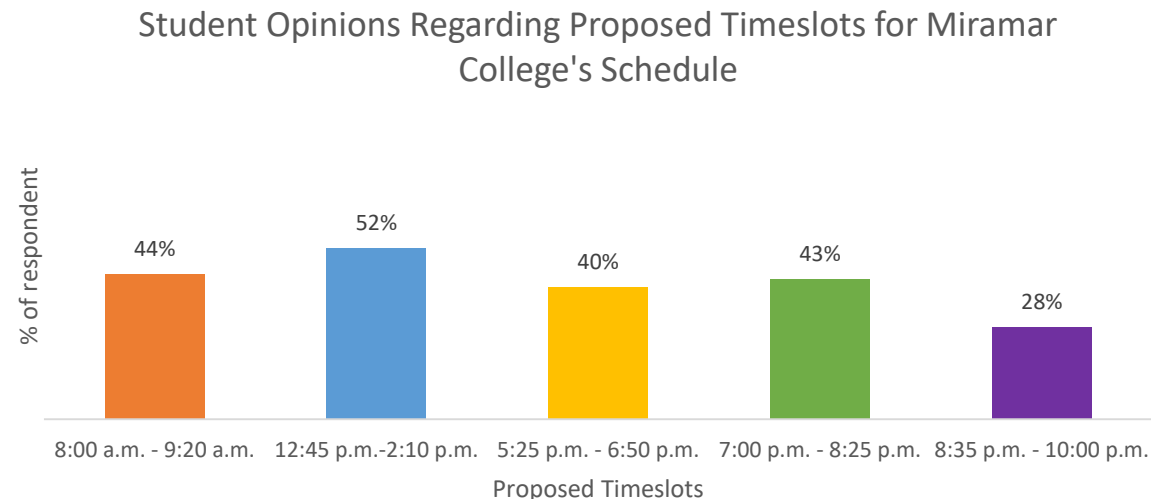


\*\*Respondents could chose more than one answer, n=1092.



# Student Preferences: Proposed course slots

- Students were presented with a list of the course slots that Miramar College is currently considering adding. The most popular timeslot was 12:45 p.m. to 2:10 p.m., though all received significant support.



\*\* Respondents could choose more than one answer, n=1046.

# Summer 2018

- This section examines the plans of students who intend to enroll at Miramar College in Summer 2018 (62% of all respondents).

# Summer 2018: Preferred time slots

- The heat map below shows which time slots students prefer most (green indicates greater popularity, yellow indicates medium popularity, red indicates less popularity).

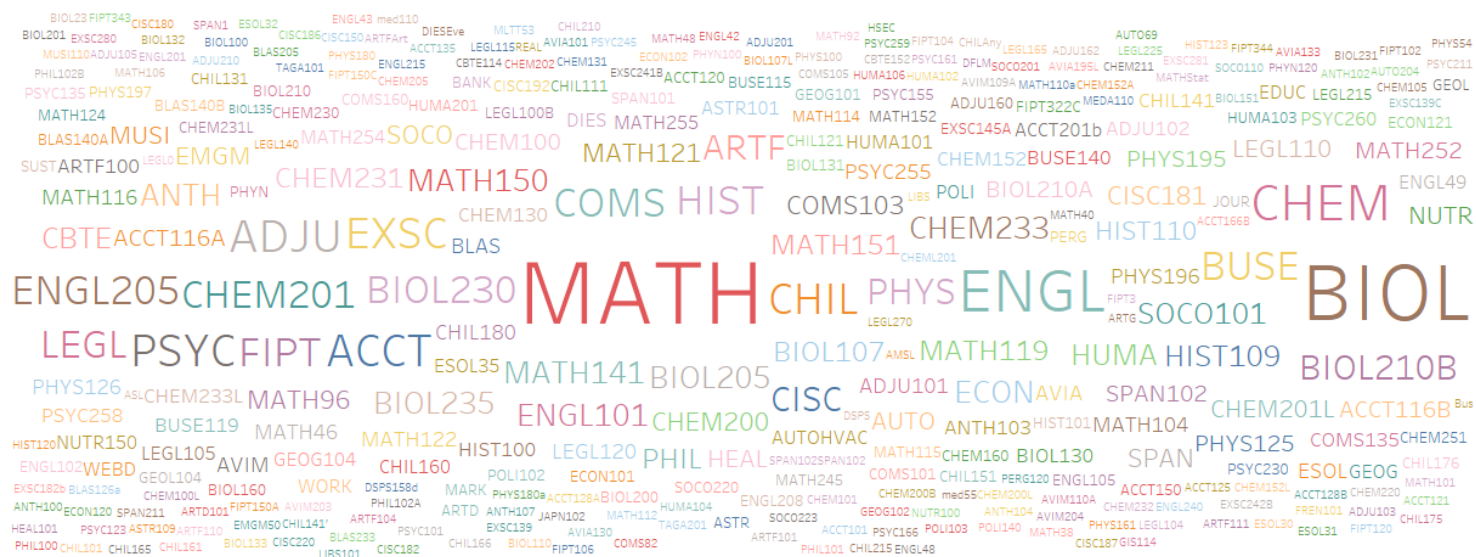
	Monday	Tuesday	Wednesday	Thursday	Friday	Saturday	Sunday
8:00 a.m. - 8:59 a.m.	28%	29%	29%	29%	20%	18%	13%
9:00 a.m. - 9:59 a.m.	42%	42%	42%	41%	27%	21%	16%
10:00 a.m. - 10:59 a.m.	50%	49%	49%	49%	31%	23%	17%
11:00 a.m. - 11:59 a.m.	47%	45%	46%	45%	28%	21%	16%
12:00 p.m. - 12:59 p.m.	39%	38%	38%	37%	23%	19%	15%
1:00 p.m. - 1:59 p.m.	31%	31%	30%	29%	19%	14%	12%
2:00 p.m. - 2:59 p.m.	26%	25%	26%	24%	16%	13%	10%
3:00 p.m. - 3:59 p.m.	20%	20%	20%	19%	13%	12%	9%
4:00 p.m. - 4:59 p.m.	20%	20%	20%	19%	15%	12%	9%
5:00 p.m. - 5:59 p.m.	28%	29%	28%	28%	22%	13%	10%
6:00 p.m. - 6:59 p.m.	35%	36%	35%	35%	27%	14%	11%
7:00 p.m. - 7:59 p.m.	32%	33%	32%	32%	25%	13%	10%
8:00 p.m. - 8:59 p.m.	28%	28%	28%	28%	22%	12%	9%
9:00 p.m. - 9:59 p.m.	23%	23%	23%	22%	18%	11%	8%

n=847



# Summer 2018: Most Popular Courses

- The word map below shows the courses that students plan to take in Summer 2018. The 20 most popular courses are listed to the right.



ENGL205	19
BIOL230	18
CHEM201	18
BIOL210B	14
BIOL205	12
CHEM233	12
ENGL101	12
MATH141	12
BIOL235	11
MATH150	11
HIST109	10
SOC0101	10
BIOL107	9
CHEM231	9
MATH119	9
MATH151	9
CHEM200	8
CISC181	8
COMS103	8
HIST110	8

# Summer 2018: Partial leavers

- 30% of students (n=265) planning to take a course at Miramar in Summer 2018 also plan to take courses at another college.
- Mesa was the most popular alternative (n=200), followed by City (n=121), then continuing ed (n=21). 57 students said they planned to go to a college or university outside of SDCCD. (Students could select more than one campus).
- There were a wide variety of courses students planned to take elsewhere, with no strong trends.

# Summer 2018: Partial leavers

- We coded the reasons students gave for why they planned to take a course at another campus in Summer 2018.



# Fall 2018

- This section examines the plans of students who intend to enroll at Miramar College in Fall 2018 (76% of all respondents).

# Fall 2018 Results

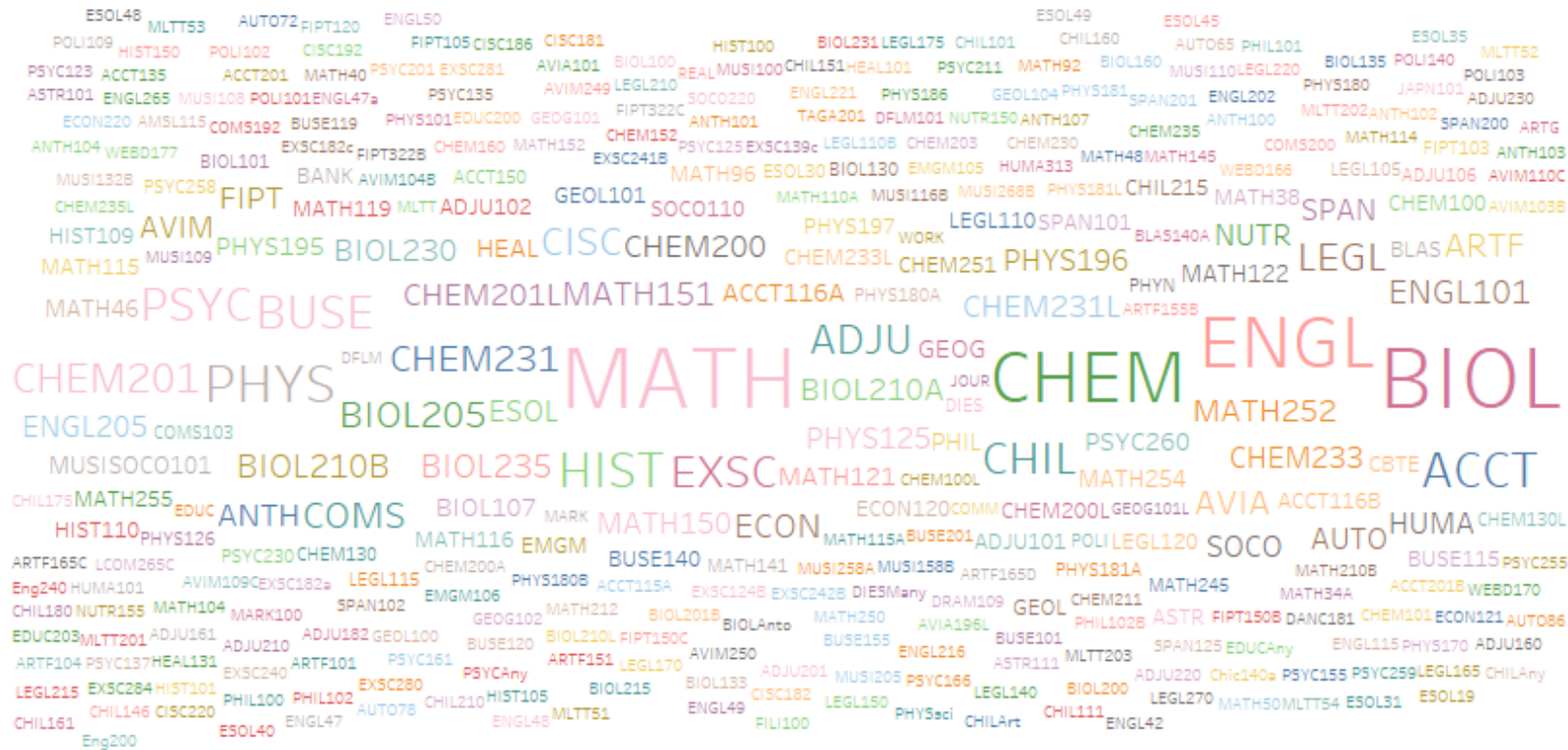
- The heat map below shows which time slots students prefer most (green indicates greater popularity, yellow indicates medium popularity, red indicates less popularity).

	Monday	Tuesday	Wednesday	Thursday	Friday	Saturday	Sunday
8:00 a.m. - 8:59 a.m.	27%	27%	28%	27%	17%	17%	12%
9:00 a.m. - 9:59 a.m.	44%	44%	43%	43%	25%	19%	13%
10:00 a.m. - 10:59 a.m.	49%	49%	49%	50%	28%	21%	15%
11:00 a.m. - 11:59 a.m.	51%	50%	49%	49%	27%	21%	15%
12:00 p.m. - 12:59 p.m.	45%	46%	44%	43%	22%	17%	13%
1:00 p.m. - 1:59 p.m.	36%	36%	36%	35%	18%	15%	11%
2:00 p.m. - 2:59 p.m.	29%	30%	29%	28%	15%	12%	10%
3:00 p.m. - 3:59 p.m.	22%	22%	22%	22%	13%	11%	8%
4:00 p.m. - 4:59 p.m.	24%	24%	23%	23%	16%	11%	9%
5:00 p.m. - 5:59 p.m.	32%	31%	31%	31%	22%	12%	10%
6:00 p.m. - 6:59 p.m.	37%	36%	36%	37%	28%	14%	11%
7:00 p.m. - 7:59 p.m.	33%	33%	34%	33%	26%	12%	10%
8:00 p.m. - 8:59 p.m.	28%	27%	28%	28%	22%	10%	9%
9:00 p.m. - 9:59 p.m.	22%	21%	21%	21%	17%	9%	7%

n=923

# Fall 2018: Most Popular Courses

- The word map below shows the courses that students plan to take in Fall 2018. The 20 most popular courses are listed to the right.



CHEM201	21
BIOL205	17
CHEM231	17
BIOL210B	14
MATH151	14
BIOL235	13
BIOL210A	12
BIOL230	12
CHEM200	12
MATH252	12
CHEM201L	11
CHEM231L	11
CHEM233	10
ENGL205	10
PHYS125	10
PHYS196	10
MATH150	9
ACCT116A	8
PHYS195	8
BIOL107	7

# Fall 2018 Results

- 27% of students (n=254) planning to take a course at Miramar in Fall 2018 also plan to take courses at another college.
- Mesa was the most popular alternative (n=187), followed by City (n=120), then continuing ed (n=18). 49 students planned to go to a college or university outside of SDCCD. (Students could select more than one campus).
- As was true for summer, there were a wide variety of courses students planned to take elsewhere, with no strong trends (contact PRIE for raw data).
- Students gave similar reasons for taking courses at other campuses as offered above. The bottom-line is clear: While our students appreciate many of the unique features that Miramar College has to offer, their priority is taking classes during a term, time, and place convenient to them.

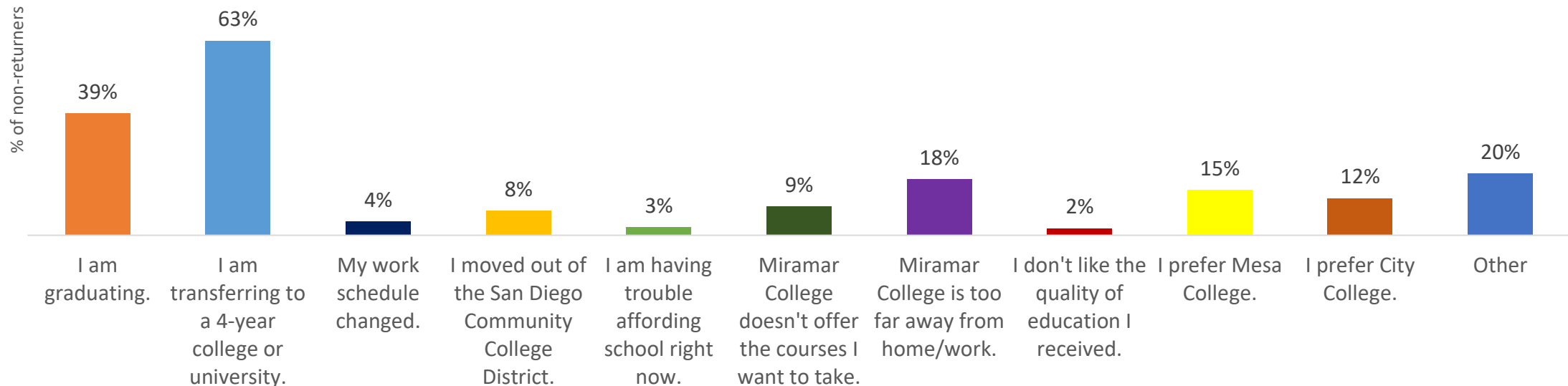
# Non-returners

- This section examines the students who do not intend to enroll at Miramar College in either Summer or Fall 2018 (17% of all respondents).
- All Miramar College employees matter to the student experience. Supportive and helpful counselors, including those in the transfer center were mentioned frequently as helping students meet their educational goals. Students also appreciated many of their professors. Students noticed and commented on their relationships with and the labor of staff from across the college. For example, students were impressed with the cleanliness of the campus.
- By the same token, students took notice of negative experiences with college employees, such as counselors who gave them conflicting information, or professors with whom they had a negative classroom experience.



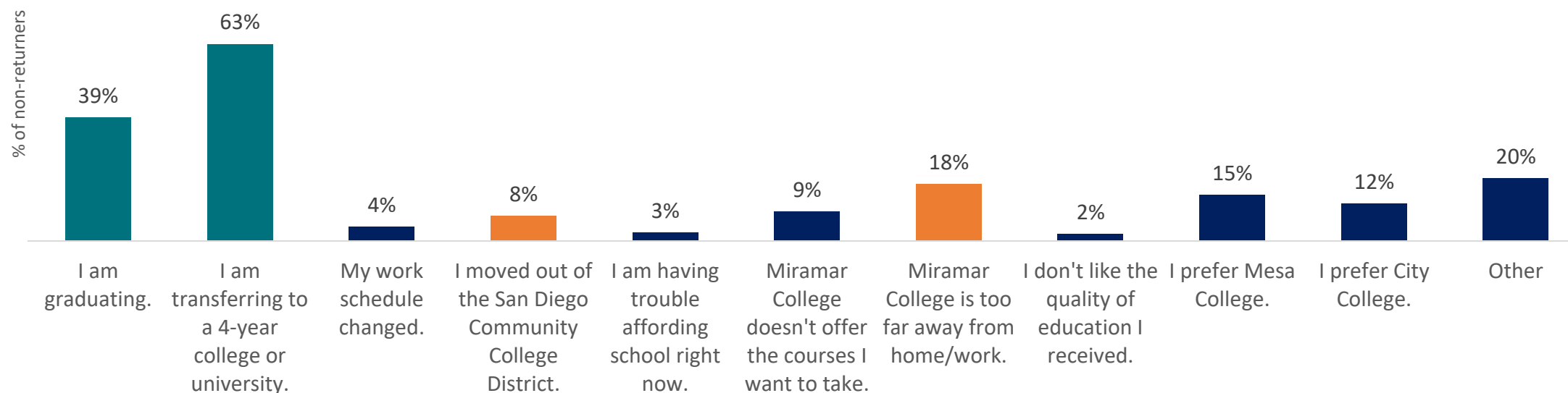
# Non-returners: Reasons

- Graduation (39%) and transfer (63%) are the two most popular reasons students gave for why they don't plan to return to Miramar College during the next two terms, followed by other (20%), that Miramar College is too far away from home/work (18%), and a preference for Mesa (15%) and City Colleges (12%).



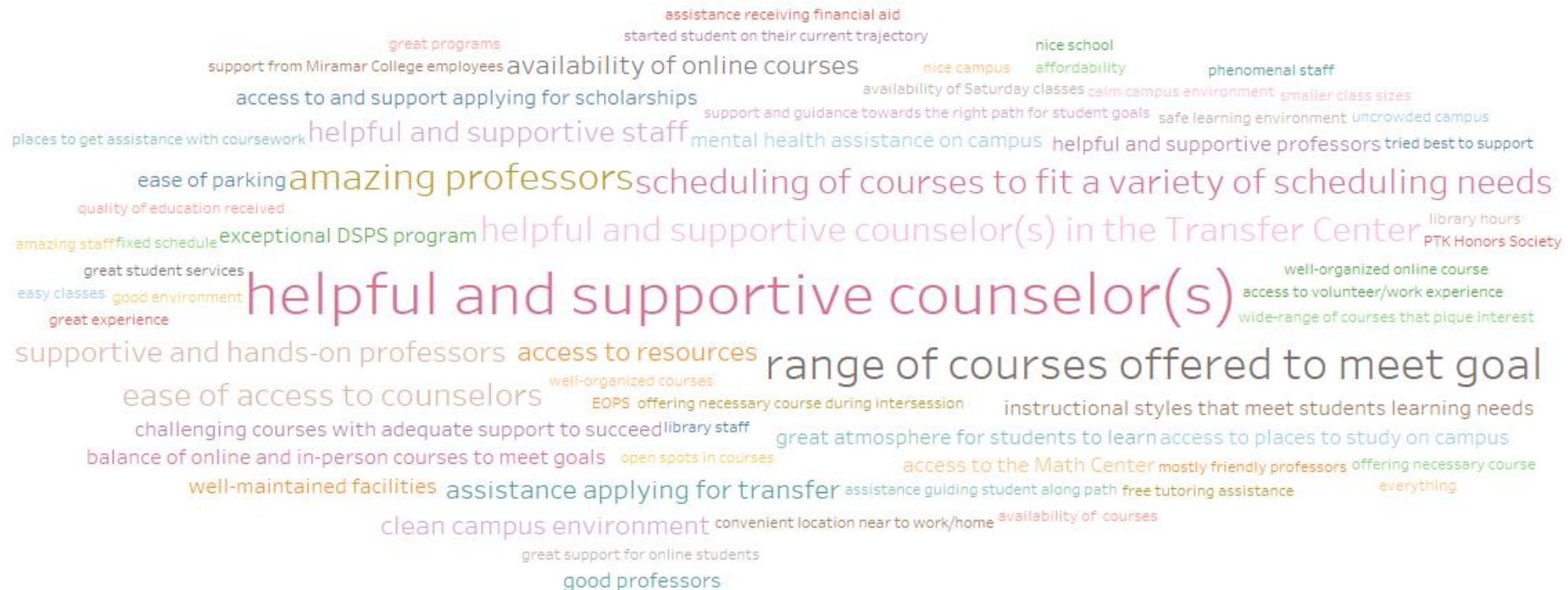
# Defining non-returners

- We grouped and analyzed responses by three categories: “**success stories**”; “**unpreventable losses**”; and “**preventable losses.**” Students themselves often gave responses that overlapped the categories (for example, students said they were graduating but also that they prefer Mesa to Miramar or students said that they had moved out of the district, but also that school was difficult to afford).



# Feedback from “Success Stories”

Reflecting on your experience at Miramar College, what have we done well to support you in meeting your educational and personal goals?



# Feedback from “Success Stories”

- “Despite lacking a sense of direction with my academic career, Miramar College never failed in reassuring me and guiding me towards right route. Offering opportunities to help me financially was extremely helpful. Receiving mental health checkups at the assessment building really changed my perspective on myself and school.”
- “I love community college. All professors in this college are professional, but the style of teaching of some of them are more clear and perfect for the students to learn and take the better grades.”
- “I have had an amazing experience here at Miramar college. Throughout my journey it has been hard but I have had really supportive counselors and people helping me along.”
- “Being here at Miramar, I enjoyed that professor that I have had and come across. They helped me understand the information as best as possible when I wasn't getting it but also help to challenge my knowledge as well in the classroom.”
- “Miramar's counselors, [counselor 1] and [counselor 2] in particular, helped me plan out a schedule that would lead me to transferring out of Miramar in my desired timeline. They were kind and understanding and made me feel like my education goals were important to them.”
- “The Transfer Center was tremendously helpful in assisting with advice and direction. The counseling wing at Miramar College is its strongest asset.”
- “Had all the resources and classes that I needed to meet my goals. Staff were especially helpful such as my counselor.”
- “Having enough classes, spots available in classes, places available on campus as a study area and helping with coursework.”

# Feedback from “Success Stories”

Reflecting on your experience at Miramar College, what could we have done better to support you in meeting your educational and personal goals?



# Feedback from “Success Stories”

- “Counselors gave conflicting information, causing confusion.”
- “I could have transferred earlier by taking more units at the start of my student career here, I think students need to be encouraged to take more than 12 units so that they can transfer on time”
- “I had a lot of issues in getting information from my counselor; in fact I have a lot of friends who aren't able to transfer on time because of a lack of information in terms of the courses they needed to take as specified by their counselor.”
- “Most Professors have been amazing, more specifically [professor 1], whose love and devotion to art history inspired me to follow my own passions. While this experience represents the best of SDCCD, another professor on the Miramar campus made me question the overall quality offered by community colleges. This professor would regularly complain to the students about wanting to leave or how they were going straight home to drink. During test, they would play games on their phone at full volume or taunt students by holding the answer sheet upside down and walking around the room. Easily the most unprofessional educational environment I've ever been exposed to, and I really wish this were a joke.”
- Take student complaints seriously, when you have 15 students reporting a professor and nothing gets done about it really kills your morale and leaves you feeling hopeless. I almost quit school because of [professor 2] in [discipline].”
- “A mandatory review of educational goals and next steps would be helpful “

# Feedback from “Preventable losses”

“Reflecting on your experience at Miramar College, what have we done well to support you in meeting your educational and personal goals?”

professional environment everything  
good mental health services affordable education  
good staff gave opportunity to pursue higher ed great signage  
scheduling of courses to fit a variety of scheduling needs helpful staff in Financial Aid office  
nice campus fun clubs supportive and helpful counselors  
DSPS program amazing professors helped achieve goals  
has received some help, but feels achieving goals has been largely on own shoulders  
good professors offered needed course during intersession  
courses that meet once a week reduce commute offer evening courses great atmosphere  
good classroom environment ease of access to counselors  
accommodating professors general enjoyment  
easy processes

\* Because students did not fit in an easy category, there is some overlap in responses between “success stories and “preventable losses”

# Feedback from “Preventable losses”

Reflecting on your experience at Miramar College, what could we have done better to support you in meeting your educational and personal goals?



\* Because students did not fit in an easy category, there is some overlap in responses between “success stories and “preventable losses”