
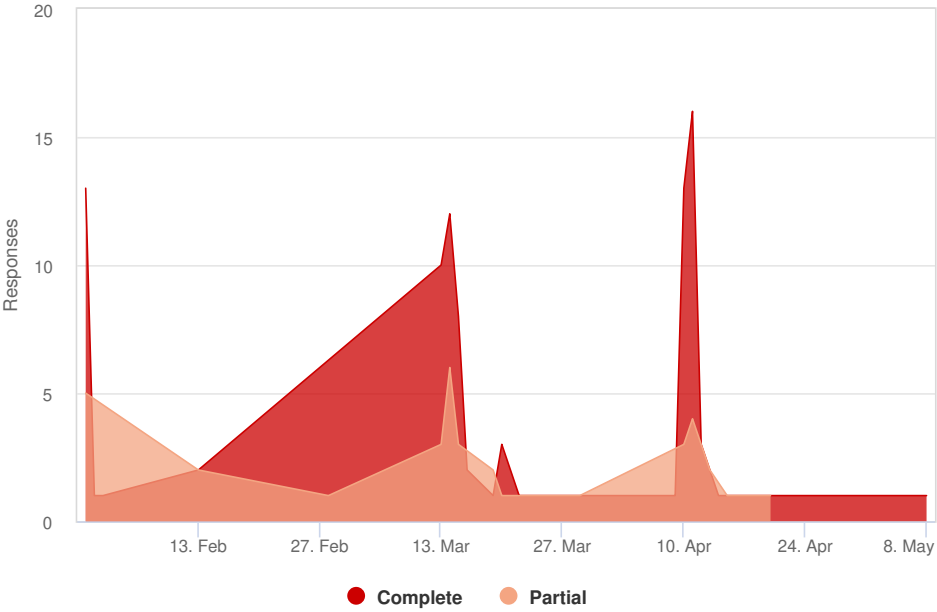


# Report for 2023 Business Student Satisfaction Survey

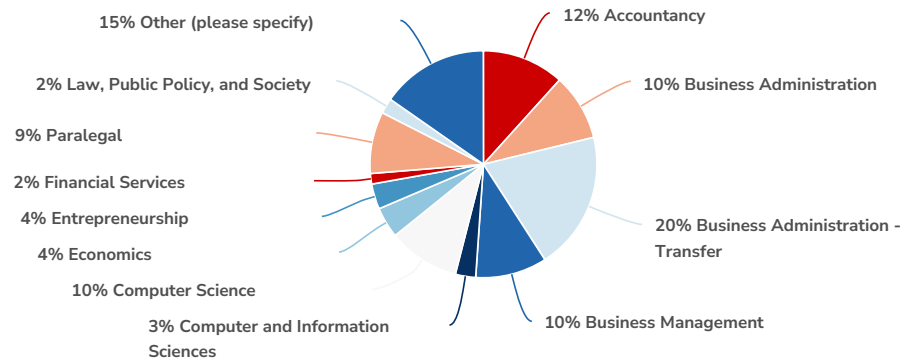
## Response Counts



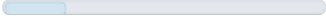
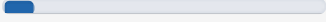



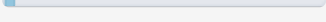







Timeline



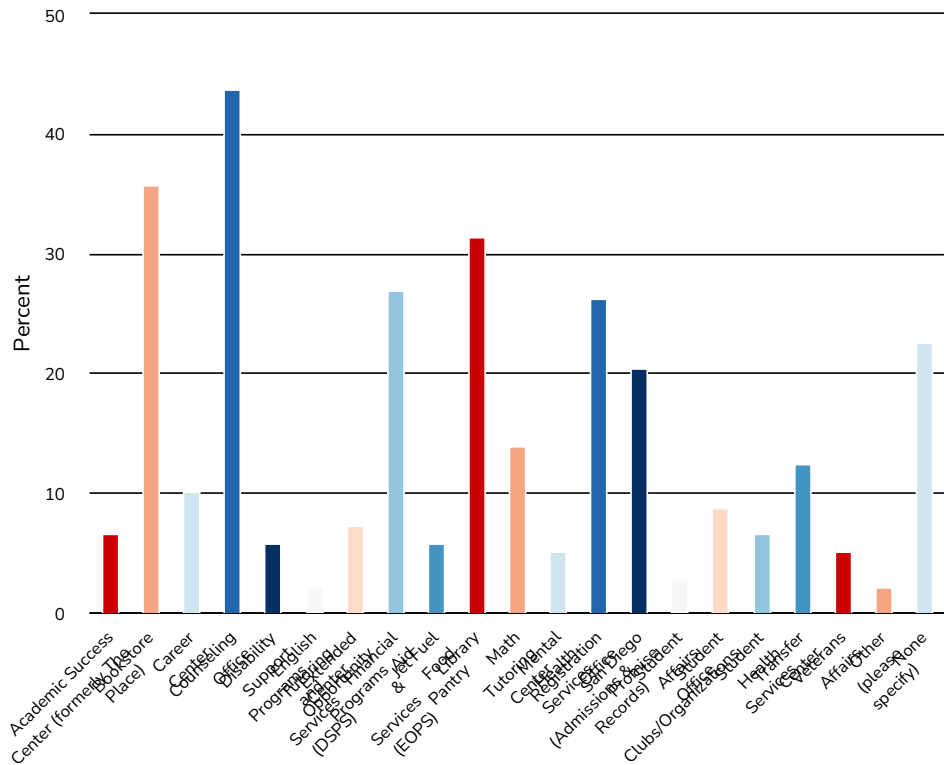
## 1. What is your academic major at Miramar College?







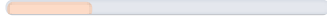
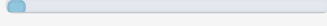

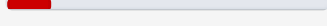

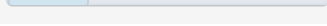

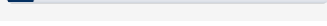









Value	Percent	Responses
Accountancy	11.7% 	16
Business Administration	9.5% 	13
Business Administration - Transfer	19.7% 	27
Business Management	10.2% 	14
Computer and Information Sciences	2.9% 	4
Computer Science	10.2% 	14
Computer Business Technology	0.0% 	0
Economics	4.4% 	6
Entrepreneurship	3.6% 	5
Financial Services	1.5% 	2
Paralegal	8.8% 	12
Law, Public Policy, and Society	2.2% 	3
Other (please specify)	15.3% 	21
		<b>Totals: 137</b>

Other (please specify)	Count
Audio and Engineering	2
Automotive Technician	2
Undeclared	2
ADJU Investigation Specialization.	1
Biology	1
Child Development	1
Cognitive Science	1
Computer science	1
Fire Science	1
Marketing	1
Marketing	1
Money management	1
Poli Sci + Business. Law School	1
Political Science	1
Psychology for Transfer	1
Taking classes to future work career. Already have a bachelors degree in Computer Science from SDSU	1
kiniseology	1
literature	1
Totals	21

2. Which on-campus service(s) have you utilized at Miramar College? Please check all that apply.



Value	Percent	Responses
Academic Success Center (formerly The Place)	6.6% 	9
Bookstore	35.8% 	49
Career Center	10.2% 	14
Counseling Office	43.8% 	60
Disability Support Programs and Services (DSPS)	5.8% 	8
Extended Opportunity Programs & Services (EOPS)	7.3% 	10
Financial Aid	27.0% 	37
Jet Fuel Food Pantry	5.8% 	8
Library	31.4% 	43
Math Tutoring Center	13.9% 	19
Mental Health Services	5.1% 	7
Registration Office (Admissions & Records)	26.3% 	36
San Diego Promise	20.4% 	28
Student Clubs/Organizations	8.8% 	12
Student Health Services	6.6% 	9
Transfer Center	12.4% 	17
Veterans Affairs	5.1% 	7
None	22.6% 	31
English Tutoring Center	 2.2%	3
Student Affairs Office	 2.9%	4
Other (please specify)	 2.2%	3

Other (please specify)	Count
ASG, College Counsel, Student Senate California Community Colleges	1
Accounting Office	1
The Stand	1
Totals	3

### 3. How often did you use the following

service(s)? **Selected from: Which on-campus service(s) have you utilized at Miramar College? Please check all that apply.**

	Seldom	Sometimes	Often
Academic Success Center (formerly The Place):How often did you use the following service(s)? Count	1	6	0
Registration Office (Admissions & Records):How often did you use the following service(s)? Count	16	16	3
Bookstore:How often did you use the following service(s)? Count	18	20	9
Career Center:How often did you use the following service(s)? Count	5	9	0
Counseling Office:How often did you use the following service(s)? Count	17	26	12
Disability Support Programs and Services (DSPS):How often did you use the following service(s)? Count	1	3	2
English Tutoring Center:How often did you use the following service(s)? Count	1	2	0
Extended Opportunity Programs & Services (EOPS):How often did you use the following service(s)? Count	0	1	8
Jet Fuel Food Pantry:How often did you use the following service(s)? Count	2	3	3
Financial Aid:How often did you use the following service(s)? Count	7	13	13
Math Tutoring Center:How often did you use the following service(s)? Count	6	5	8
Mental Health Services:How often did you use the following service(s)? Count	1	4	2
Veterans Affairs:How often did you use the following service(s)? Count	2	2	2
Student Affairs Office:How often did you use the following service(s)? Count	2	1	0
Student Clubs/Organizations:How often did you use the following service(s)? Count	2	3	7
Student Health Services:How often did you use the following service(s)? Count	4	4	1
Transfer Center:How often did you use the following service(s)? Count	3	14	0

	Seldom	Sometimes	Often
Other (please specify):How often did you use the following service(s)? Count	0	1	2
Library:How often did you use the following service(s)? Count	8	13	20
San Diego Promise:How often did you use the following service(s)? Count	6	15	5

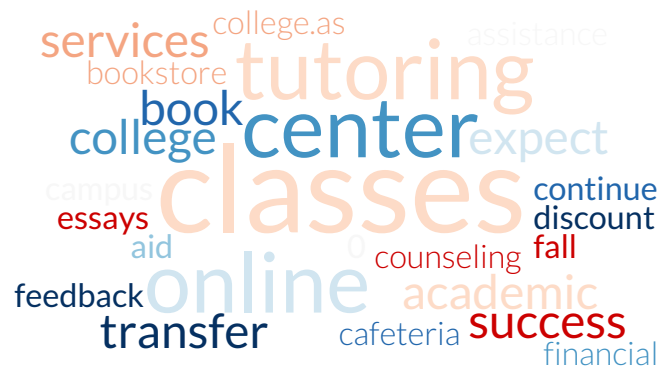
#### 4. What impact did the service(s) have on reaching your

goals? **Selected from: Which on-campus service(s) have you utilized at Miramar College? Please check all that apply.**

	Strong negative impact	Negative impact	No impact	Positive impact	Strong positive impact
Academic Success Center (formerly The Place):What impact did the service(s) have on reaching your goals? Count	0	0	0	1	6
Registration Office (Admissions & Records):What impact did the service(s) have on reaching your goals? Count	0	0	6	14	15
Bookstore:What impact did the service(s) have on reaching your goals? Count	0	2	15	16	14
Career Center:What impact did the service(s) have on reaching your goals? Count	0	0	4	4	6
Counseling Office:What impact did the service(s) have on reaching your goals? Count	0	1	7	28	19
Disability Support Programs and Services (DSPS):What impact did the service(s) have on reaching your goals? Count	0	0	1	1	4
English Tutoring Center:What impact did the service(s) have on reaching your goals? Count	0	0	0	2	1
Extended Opportunity Programs & Services (EOPS):What impact did the service(s) have on reaching your goals? Count	0	0	0	2	7
Jet Fuel Food Pantry:What impact did the service(s) have on reaching your goals? Count	0	0	1	3	4
Financial Aid:What impact did the service(s) have on reaching your goals? Count	0	0	5	7	21
Math Tutoring Center:What impact did the service(s) have on reaching your goals? Count	0	0	1	8	10
Mental Health Services:What impact did the service(s) have on reaching your goals? Count	0	0	0	2	5
Veterans Affairs:What impact did the service(s) have on reaching your goals? Count	0	0	0	2	4

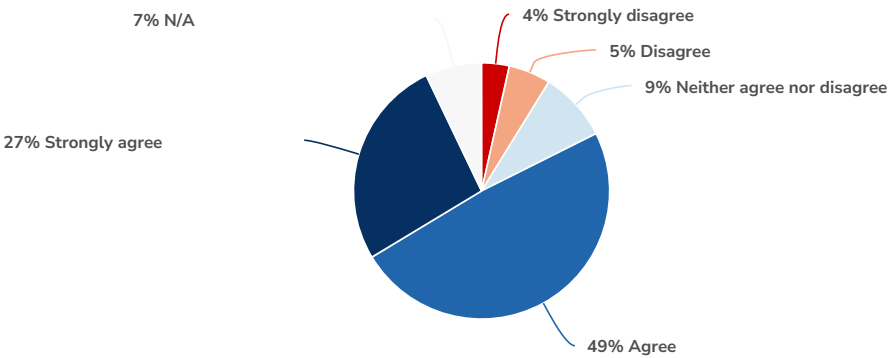
	Strong negative impact	Negative impact	No impact	Positive impact	Strong positive impact
Student Affairs Office:What impact did the service(s) have on reaching your goals? Count	0	0	0	0	3
Student Clubs/Organizations:What impact did the service(s) have on reaching your goals? Count	0	0	2	3	7
Student Health Services:What impact did the service(s) have on reaching your goals? Count	0	0	1	3	5
Transfer Center:What impact did the service(s) have on reaching your goals? Count	0	0	2	7	8
Other (please specify):What impact did the service(s) have on reaching your goals? Count	0	0	0	0	3
Library:What impact did the service(s) have on reaching your goals? Count	0	0	0	25	16
San Diego Promise:What impact did the service(s) have on reaching your goals? Count	0	0	3	7	16

5. Please let us know what, if any, services you expect to use in the future. Briefly tell us how you expect those services to help you.



ResponseID	Response
1	I do not plan on using any services besides for general counseling and transfer help
4	All of my classes so far have been online, since I have to yet to go on campus, I'm not sure I expect to use any on campus services.
14	Na
16	Academic success - to help keep organized. Math tutoring center- to get help in math. To improve my math skills.
20	None
27	I may use office hours so I can talk to my teacher in person, but I take classes online
33	N/A
38	None
47	Everything is good
48	Book discount provided.
49	This will be my first semester at this college
50	none
53	the counseling center I hope to get feedback and guidance on what classes ill need next year to transfer to SDSU in fall of 2024
63	Tutoring, library, academic success center
75	V
84	I will continue to take classes at this college.As well as the bookstore in the near future if I need a college book that I cannot find online.
86	I may be reaching out for tutoring.
90	Nothing
98	None
115	I'll most likely use the cafeteria at some point
121	I don't really have any ideas for forms of improvement!
126	Any internship opportunities.
128	I expect to be using veteran assistance, financial aid, a bookstore, and counseling.
132	helping with reviewing essays writing

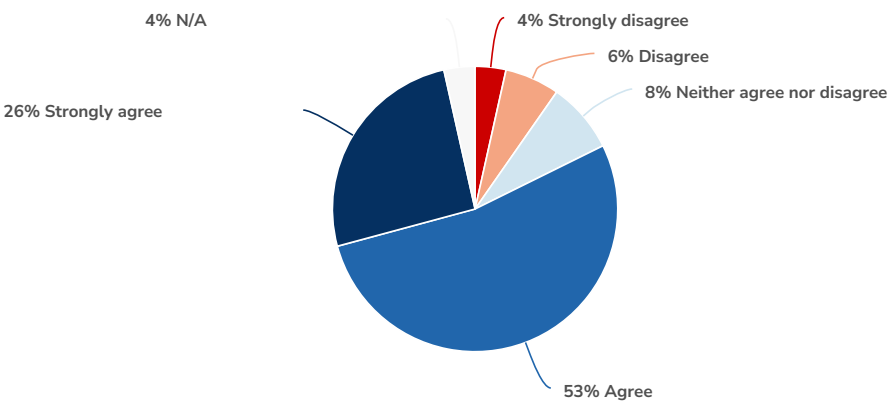
6. There are a sufficient number of General Education courses offered in each semester in order for me to complete my educational goal within a reasonable period of time.



Value	Percent	Responses
Strongly disagree	3.5%	4
Disagree	5.3%	6
Neither agree nor disagree	8.8%	10
Agree	48.7%	55
Strongly agree	26.5%	30
N/A	7.1%	8

Totals: 113

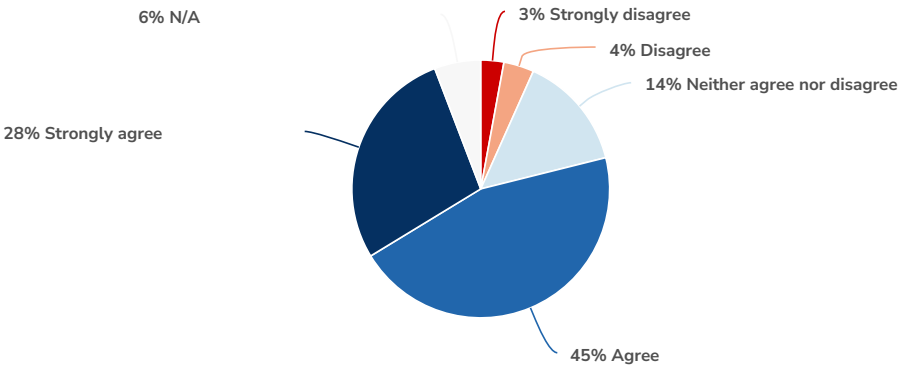
7. There are a variety of courses offered in my major each semester so that I can complete my educational goal within a reasonable period of time.



Value	Percent	Responses
Strongly disagree	3.5%	4
Disagree	6.2%	7
Neither agree nor disagree	8.0%	9
Agree	53.1%	60
Strongly agree	25.7%	29
N/A	3.5%	4

Totals: 113

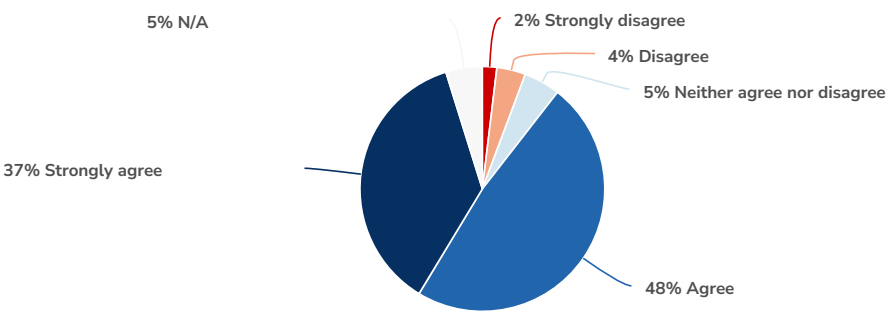
8. I feel at ease talking with my instructor(s) outside of the classroom.



Value	Percent	Responses
Strongly disagree	2.9%	3
Disagree	3.8%	4
Neither agree nor disagree	14.4%	15
Agree	45.2%	47
Strongly agree	27.9%	29
N/A	5.8%	6

Totals: 104

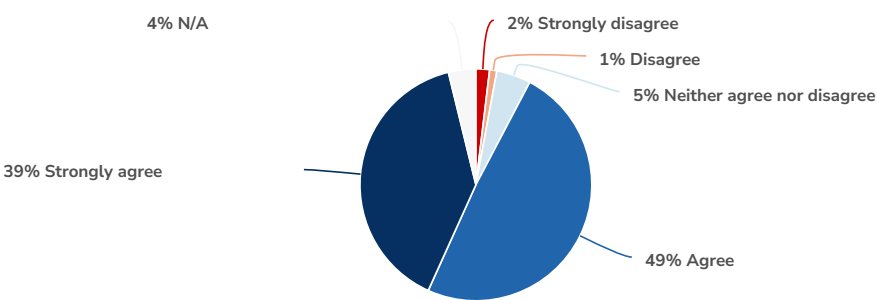
9. In general, instructors attempt to be fair and objective in their presentation of course materials.



Value	Percent	Responses
Strongly disagree	1.9%	2
Disagree	3.8%	4
Neither agree nor disagree	4.8%	5
Agree	48.1%	50
Strongly agree	36.5%	38
N/A	4.8%	5

Totals: 104

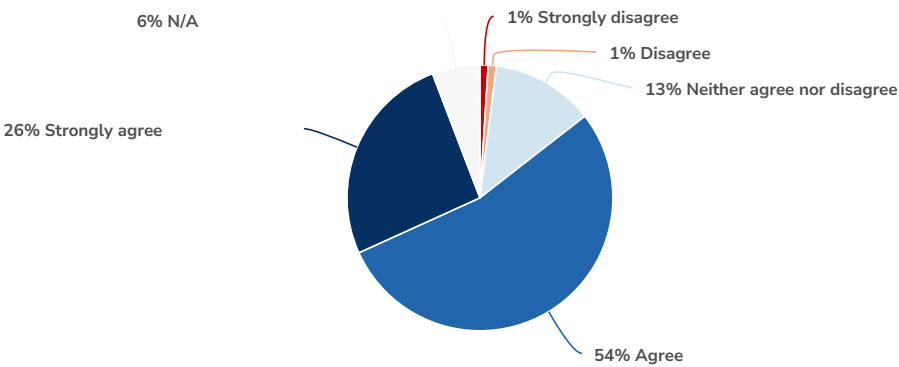
10. In general, instructors clearly define how I will be graded.



Value	Percent	Responses
Strongly disagree	1.9%	2
Disagree	1.0%	1
Neither agree nor disagree	4.8%	5
Agree	49.0%	51
Strongly agree	39.4%	41
N/A	3.8%	4

Totals: 104

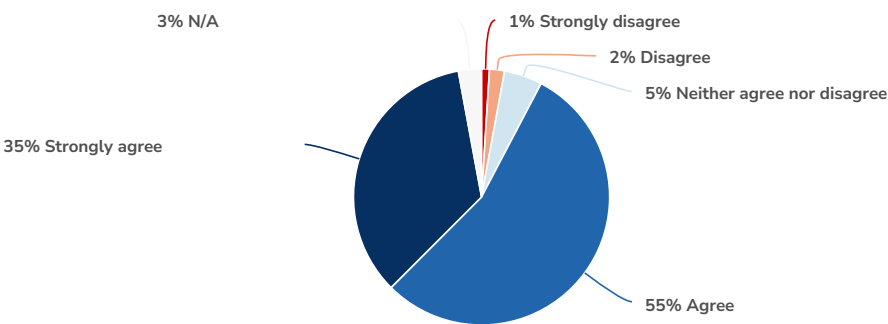
11. Instructors are available to help me outside of class.



Value	Percent	Responses
Strongly disagree	1.0%	1
Disagree	1.0%	1
Neither agree nor disagree	12.5%	13
Agree	53.8%	56
Strongly agree	26.0%	27
N/A	5.8%	6

Totals: 104

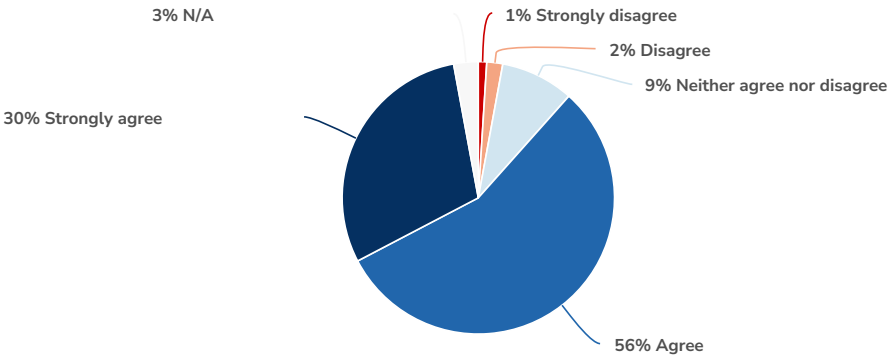
12. My instructors inform me about the types of skills or learning outcomes I am expected to master through my classroom activities and assignments.



Value	Percent	Responses
Strongly disagree	1.0%	1
Disagree	1.9%	2
Neither agree nor disagree	4.8%	5
Agree	54.8%	57
Strongly agree	34.6%	36
N/A	2.9%	3

Totals: 104

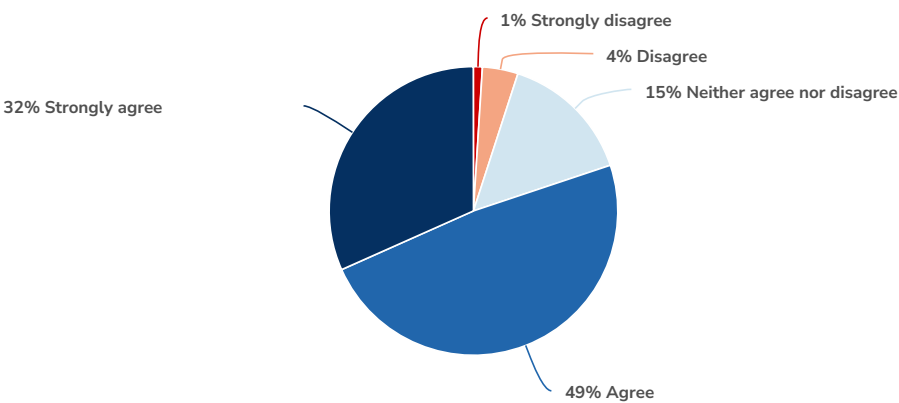
13. My instructors tell me how I will be assessed before I begin an assignment or test.



Value	Percent	Responses
Strongly disagree	1.0%	1
Disagree	1.9%	2
Neither agree nor disagree	8.7%	9
Agree	55.8%	58
Strongly agree	29.8%	31
N/A	2.9%	3

Totals: 104

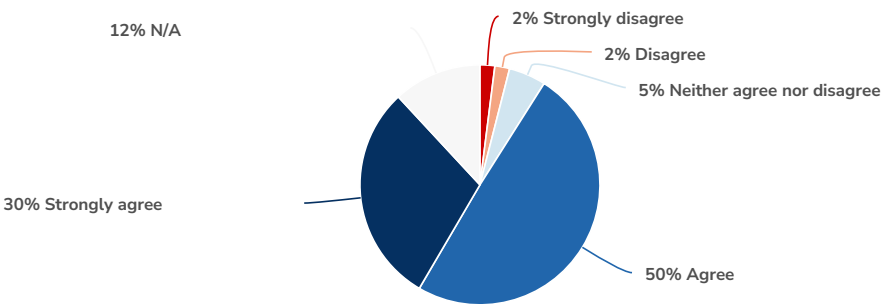
14. I believe my courses will prepare me well for future employment.



Value	Percent	Responses
Strongly disagree	1.0%	1
Disagree	4.0%	4
Neither agree nor disagree	14.9%	15
Agree	48.5%	49
Strongly agree	31.7%	32
N/A	0.0%	0

Totals: 101

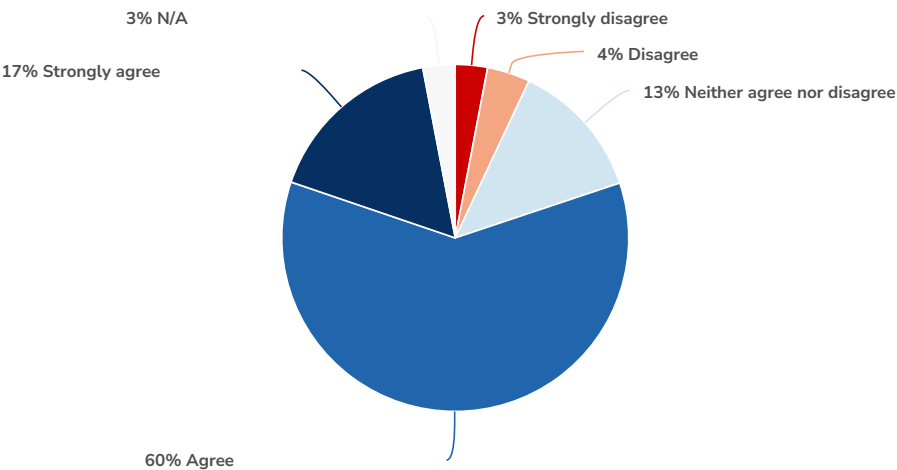
15. I believe my courses will prepare me well for transfer to a 4-year university.



Value	Percent	Responses
Strongly disagree	2.0% <div><div></div></div>	2
Disagree	2.0% <div><div></div></div>	2
Neither agree nor disagree	5.0% <div><div></div></div>	5
Agree	49.5% <div><div></div></div>	50
Strongly agree	29.7% <div><div></div></div>	30
N/A	11.9% <div><div></div></div>	12

Totals: 101

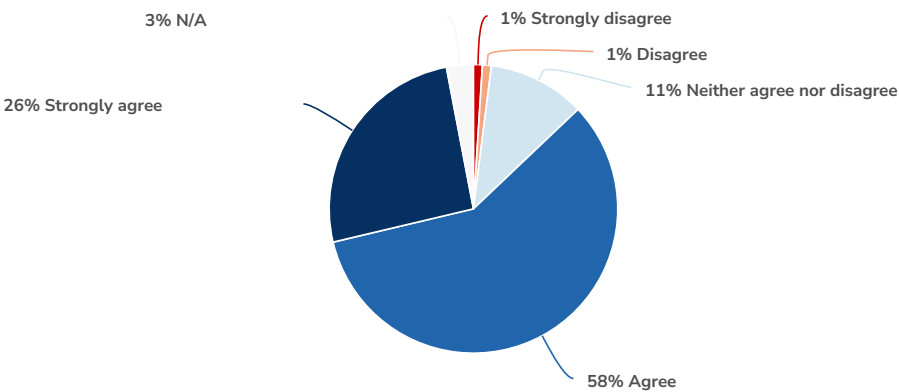
16. The amount of homework in most of my classes is reasonable.



Value	Percent	Responses
Strongly disagree	3.0%	3
Disagree	4.0%	4
Neither agree nor disagree	12.9%	13
Agree	60.4%	61
Strongly agree	16.8%	17
N/A	3.0%	3

Totals: 101

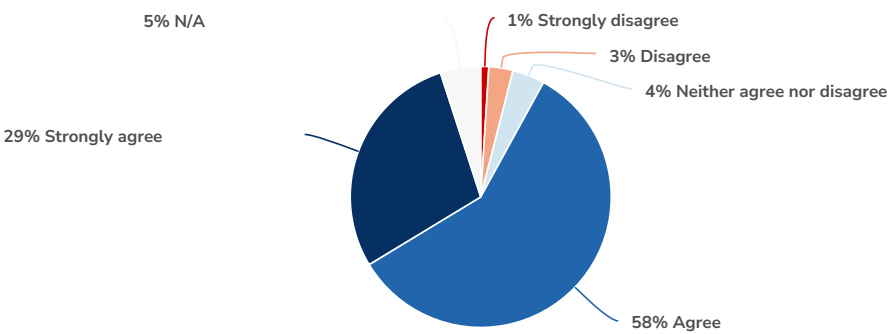
17. I am satisfied with the overall quality of instruction.



Value	Percent	Responses
Strongly disagree	1.0%	1
Disagree	1.0%	1
Neither agree nor disagree	10.9%	11
Agree	58.4%	59
Strongly agree	25.7%	26
N/A	3.0%	3

Totals: 101

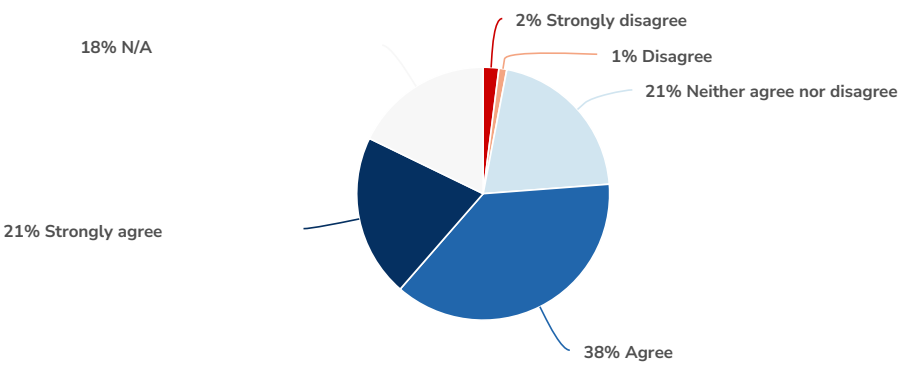
18. I am satisfied with the instructor’s use of available technology in and out of the classroom.



Value	Percent	Responses
Strongly disagree	1.0%	1
Disagree	3.0%	3
Neither agree nor disagree	4.0%	4
Agree	58.4%	59
Strongly agree	28.7%	29
N/A	5.0%	5

Totals: 101

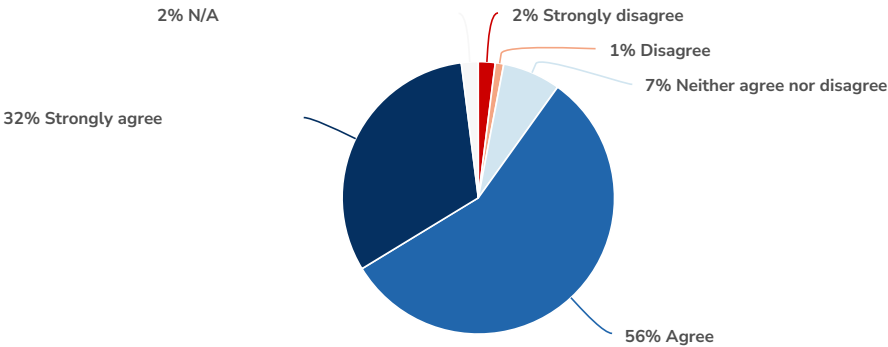
19. The campus library has an adequate selection of books, periodicals, and other resource materials for my needs.



Value	Percent	Responses
Strongly disagree	2.0%	2
Disagree	1.0%	1
Neither agree nor disagree	20.8%	21
Agree	37.6%	38
Strongly agree	20.8%	21
N/A	17.8%	18

Totals: 101

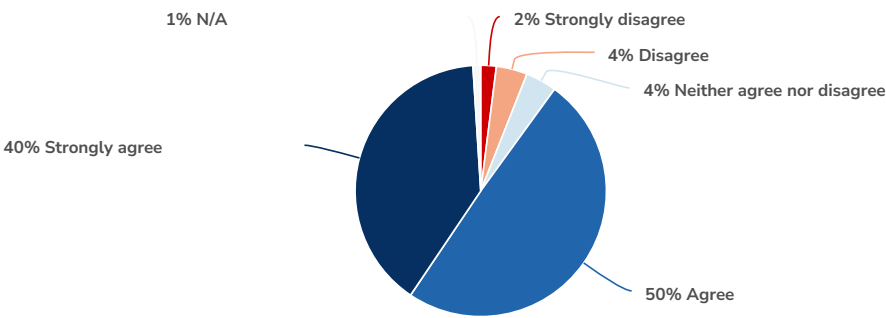
20. Overall, I am satisfied with the course content in most of my classes.



Value	Percent	Responses
Strongly disagree	2.0%	2
Disagree	1.0%	1
Neither agree nor disagree	6.9%	7
Agree	56.4%	57
Strongly agree	31.7%	32
N/A	2.0%	2

Totals: 101

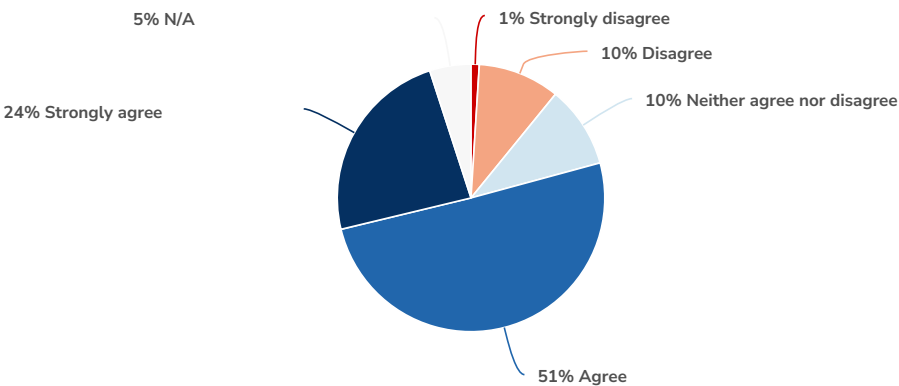
21. I am satisfied with the flexible course scheduling offered (e.g., 8 week, short-term, weekend, and summer sessions).



Value	Percent	Responses
Strongly disagree	2.0%	2
Disagree	4.0%	4
Neither agree nor disagree	4.0%	4
Agree	49.5%	50
Strongly agree	39.6%	40
N/A	1.0%	1

Totals: 101

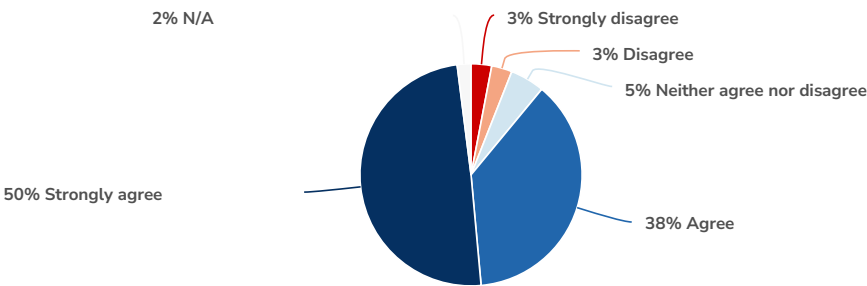
22. Courses are offered at days and times that are convenient for me.



Value	Percent	Responses
Strongly disagree	1.0%	1
Disagree	9.9%	10
Neither agree nor disagree	9.9%	10
Agree	50.5%	51
Strongly agree	23.8%	24
N/A	5.0%	5

Totals: 101

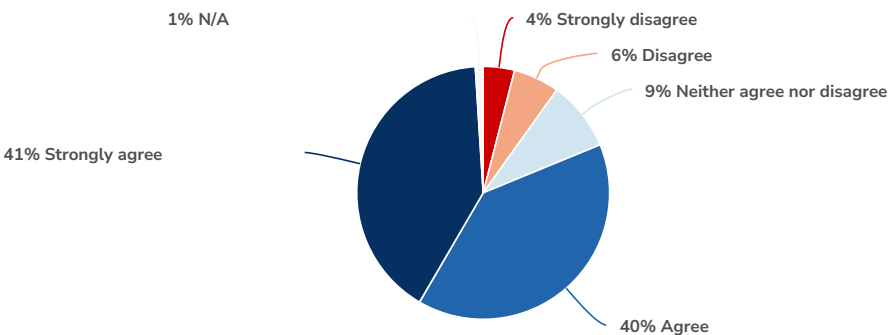
23. Online courses provide an effective way for me to complete my educational objectives.



Value	Percent	Responses
Strongly disagree	3.0%	3
Disagree	3.0%	3
Neither agree nor disagree	5.0%	5
Agree	37.6%	38
Strongly agree	49.5%	50
N/A	2.0%	2

Totals: 101

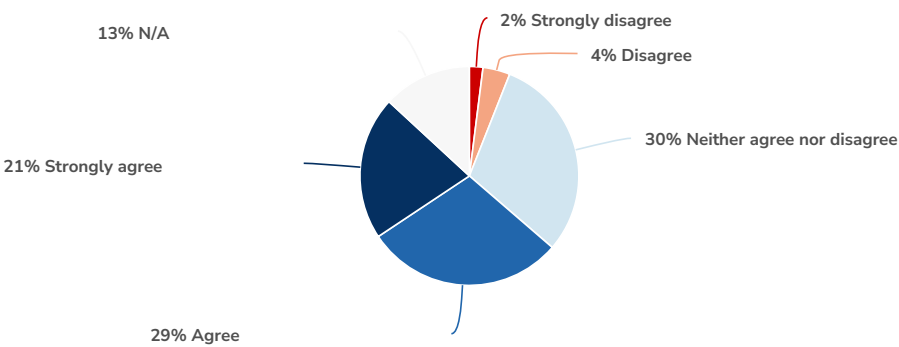
24. The availability of online courses is sufficient for my needs.



Value	Percent	Responses
Strongly disagree	4.0%	4
Disagree	5.9%	6
Neither agree nor disagree	8.9%	9
Agree	39.6%	40
Strongly agree	40.6%	41
N/A	1.0%	1

Totals: 101

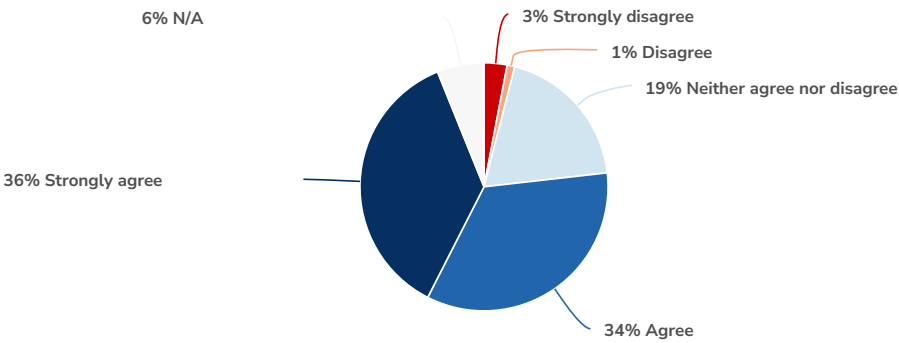
25. I feel valued as an individual in the Business Department at San Diego Miramar College.



Value	Percent	Responses
Strongly disagree	2.0%	2
Disagree	4.0%	4
Neither agree nor disagree	30.3%	30
Agree	29.3%	29
Strongly agree	21.2%	21
N/A	13.1%	13

Totals: 99

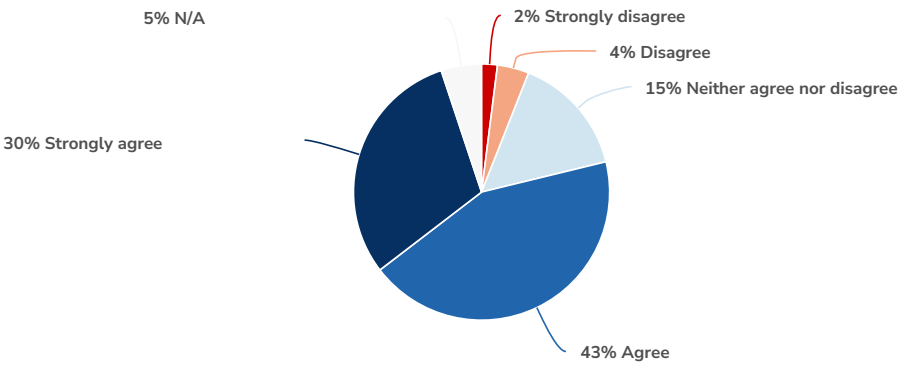
26. San Diego Miramar College has a strong commitment to diversity, equity, and inclusion.



Value	Percent	Responses
Strongly disagree	3.0%	3
Disagree	1.0%	1
Neither agree nor disagree	19.2%	19
Agree	34.3%	34
Strongly agree	36.4%	36
N/A	6.1%	6

Totals: 99

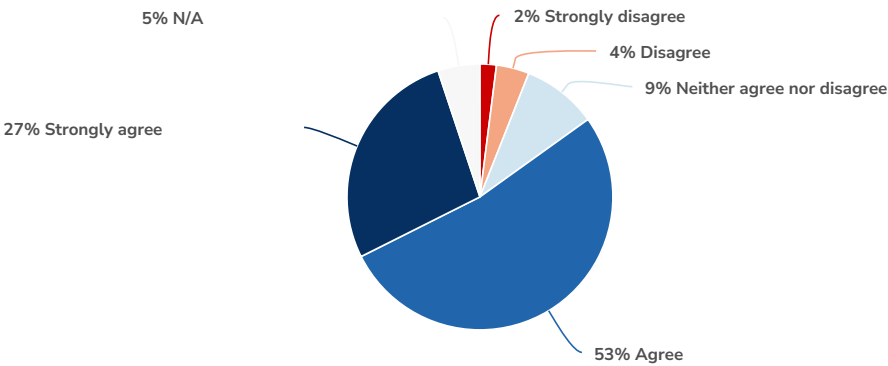
27. San Diego Miramar College is a place where I am able to perform up to my full potential.



Value	Percent	Responses
Strongly disagree	2.0%	2
Disagree	4.0%	4
Neither agree nor disagree	15.2%	15
Agree	43.4%	43
Strongly agree	30.3%	30
N/A	5.1%	5

Totals: 99

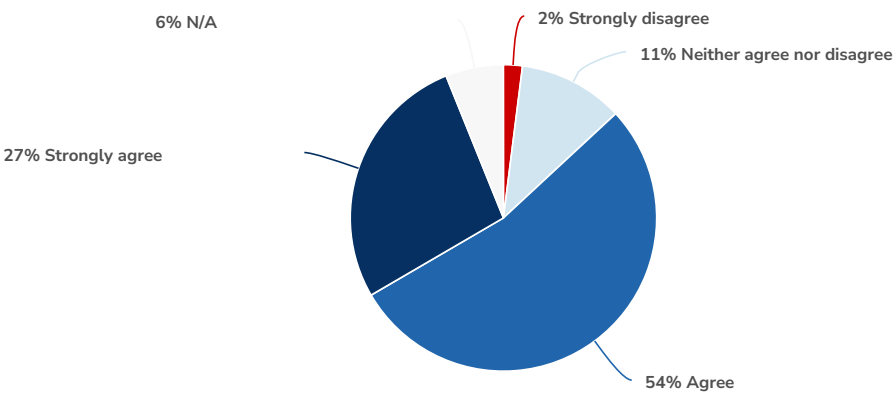
28. I have opportunities at San Diego Miramar College for academic success that are similar to those of my peers.



Value	Percent	Responses
Strongly disagree	2.0%	2
Disagree	4.0%	4
Neither agree nor disagree	9.1%	9
Agree	52.5%	52
Strongly agree	27.3%	27
N/A	5.1%	5

Totals: 99

29. San Diego Miramar College provides sufficient programs and resources to foster the success of a diverse student body.



Value	Percent	Responses
Strongly disagree	2.0%	2
Disagree	0.0%	0
Neither agree nor disagree	11.1%	11
Agree	53.5%	53
Strongly agree	27.3%	27
N/A	6.1%	6

Totals: 99