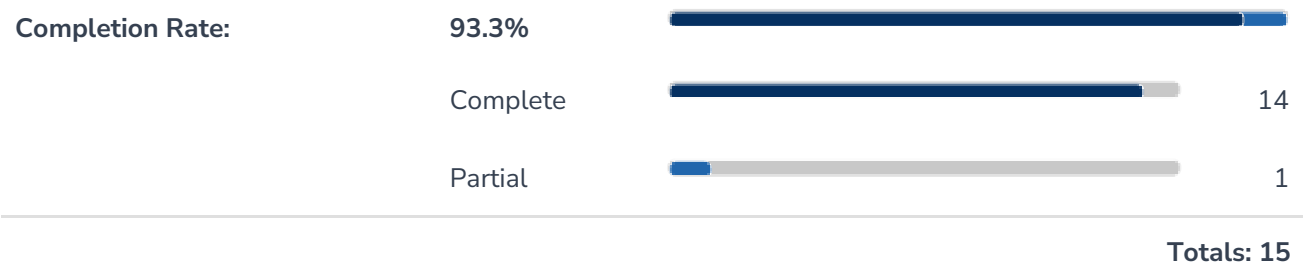
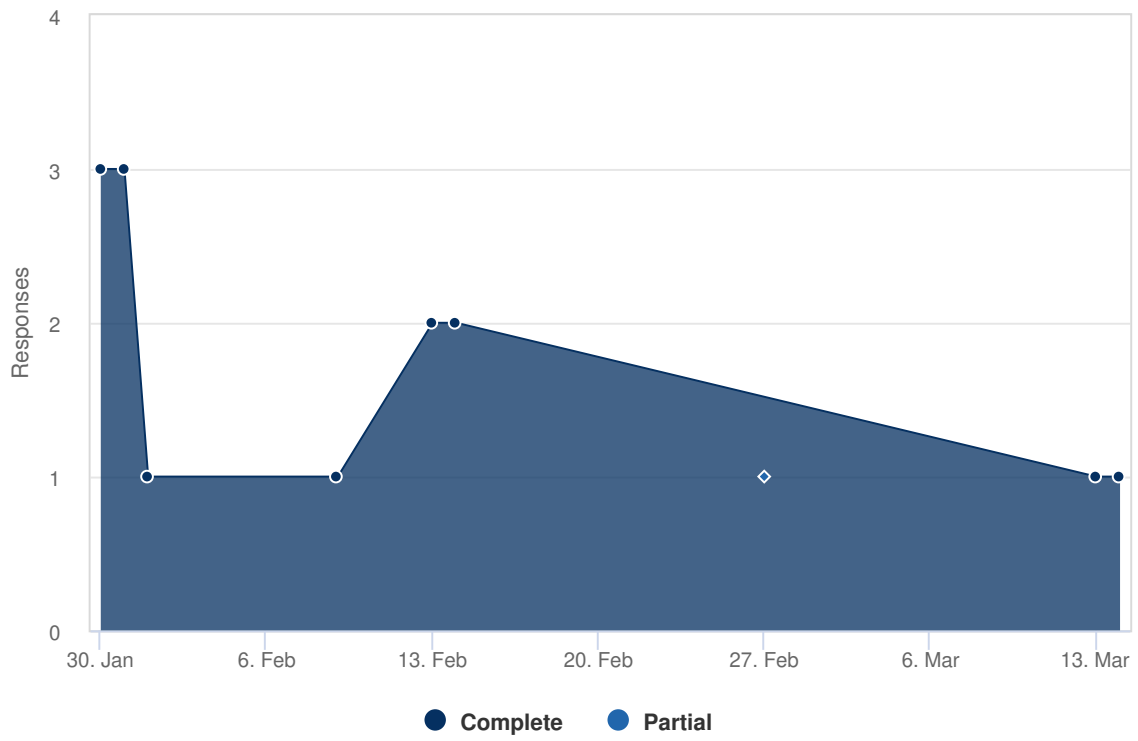


# Report for 2023 Business Faculty Satisfaction Survey

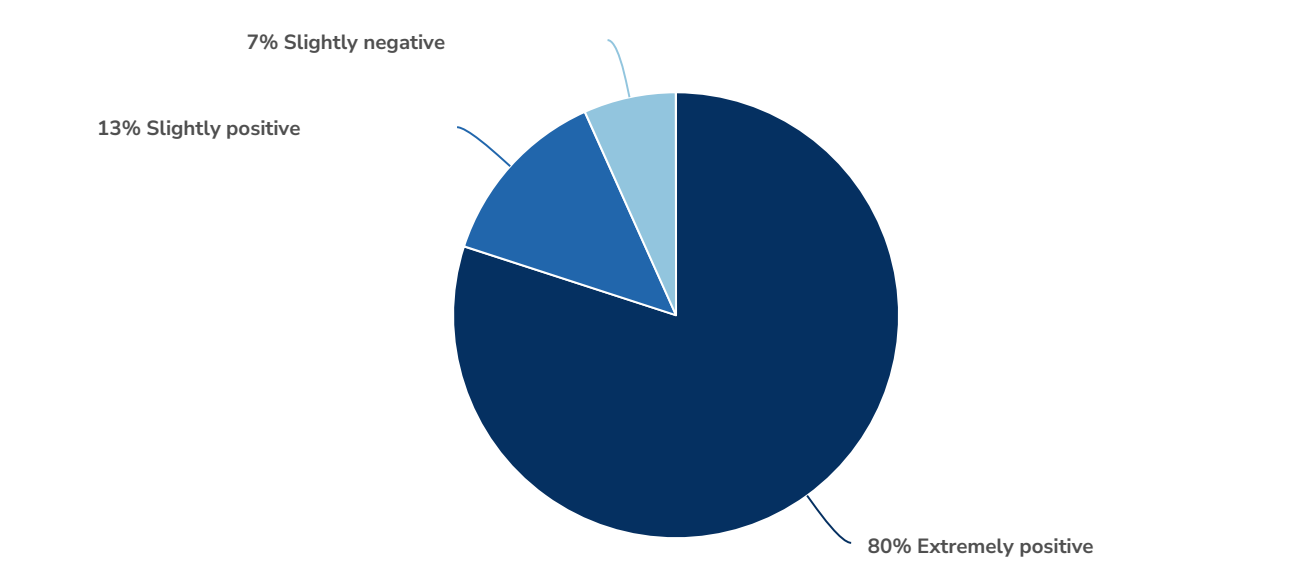
## Response Counts



## Timeline



1. How positive or negative are your interactions with other members of your business department?



Value	Percent	Responses
Extremely positive	80.0%	12
Slightly positive	13.3%	2
Neither positive nor negative	0.0%	0
Slightly negative	6.7%	1
Extremely negative	0.0%	0

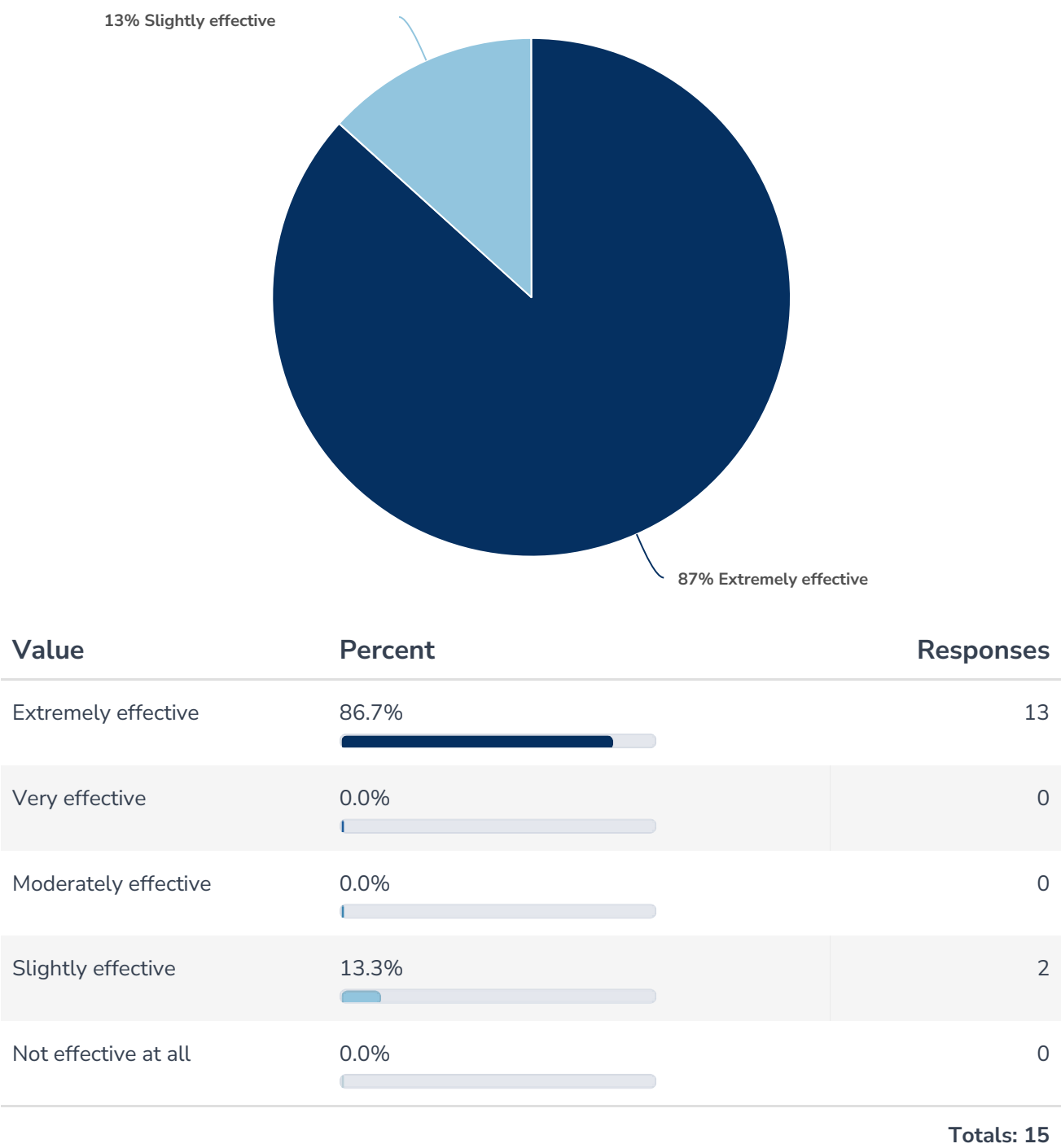
Totals: 15

2. How positive or negative are your interactions with other members of your business department? - comments



ResponseID	Response
	I've yet to have any negative interaction with any of the Business Department faculty. All are helpful and more than happy to assist if they can
	I am only rating my interactions with Darrel Harrison as an adjunct prof I have had little contact with other members of the Bus Dept
	Everyone works well together to support each other and our students.

3. How effective is the leadership of your business department?

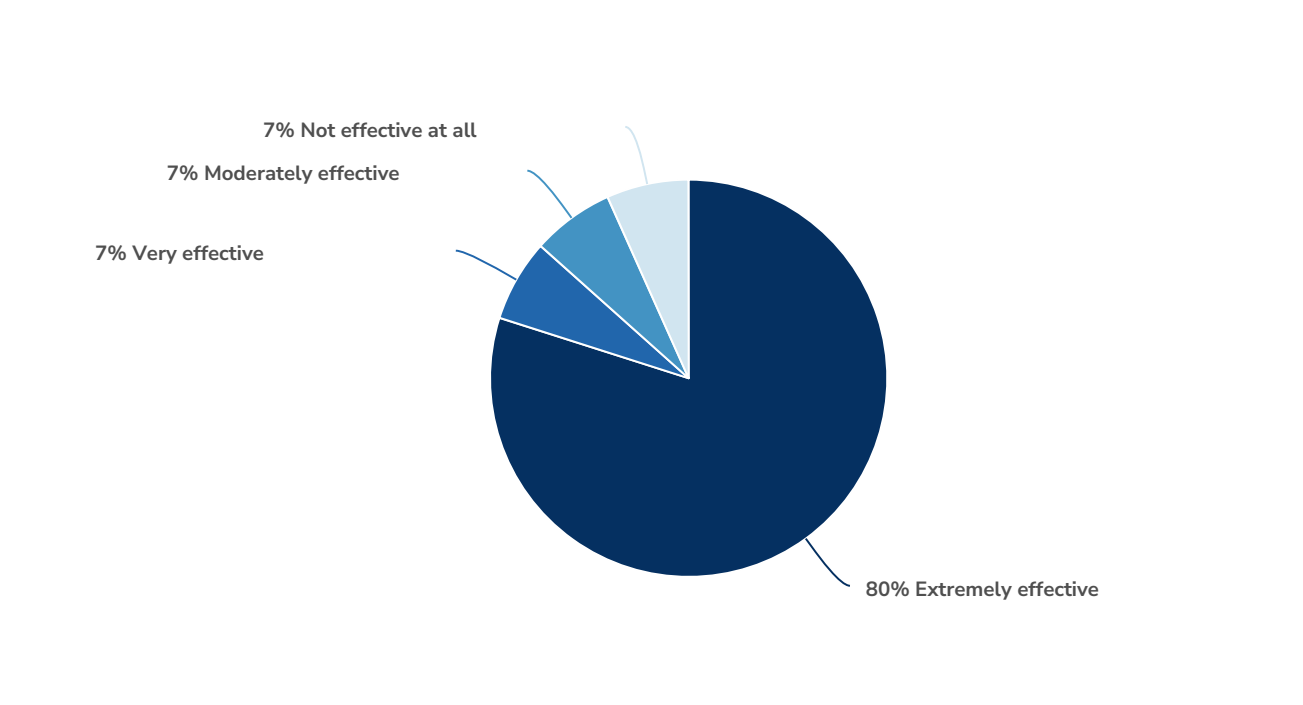


4. How effective is the leadership of your business department? -  
comments



ResponseID	Response
	Duane as the department chair has been great, always on top of having the meetings scheduled, having agenda items ready and letting us know of any changes
	I am only rating my interactions with Darrel Harrison as an adjunct prof I have had little contact with other members of the Bus Dept
	Duane Short is a perfect chair. Gets back in a timely manner, always answering questions.
	Duane is an excellent Department Chair and is well organized and thorough in his communication with faculty.
	The Department Chair is PERFECT!

5. How valued do feel your input and opinions are to business department leaders?



Value	Percent	Responses
Extremely effective	80.0%	12
Very effective	6.7%	1
Moderately effective	6.7%	1
Slightly effective	0.0%	0
Not effective at all	6.7%	1

Totals: 15

6. How valued do feel your input and opinions are to business department leaders? - comments



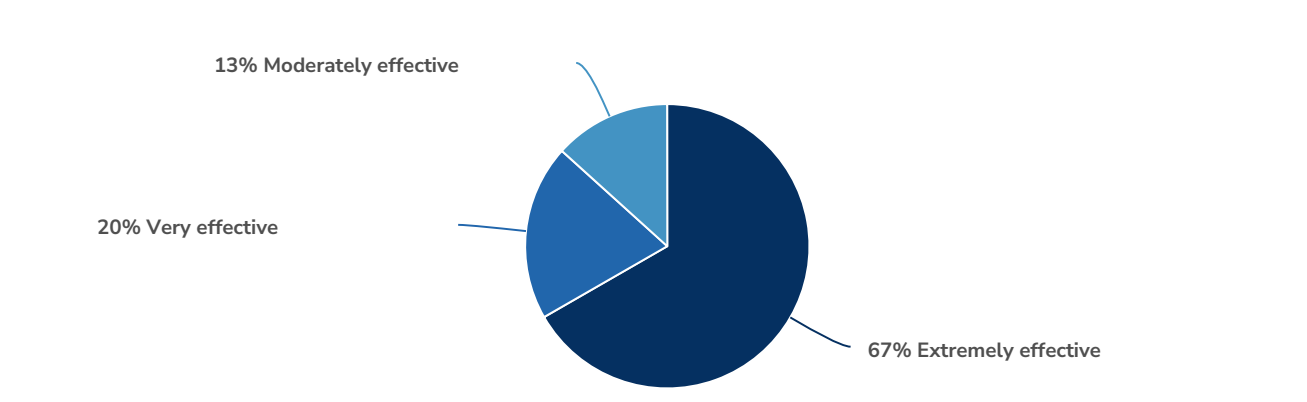
ResponseID	Response
------------	----------

	I am only rating my interactions with Darrel Harrison as an adjunct prof I have had little contact with other members of the Bus Dept
--	---

	The department is open to input even from adjunct faculty.
--	--



7. How effectively are your talents being utilized by the business department?



Value	Percent	Responses
Extremely effective	66.7% <div><div></div></div>	10
Very effective	20.0% <div><div></div></div>	3
Moderately effective	13.3% <div><div></div></div>	2
Slightly effective	0.0% <div><div></div></div>	0
Not effective at all	0.0% <div><div></div></div>	0
Totals: 15		

8. How effectively are your talents being utilized by the business department? - comments

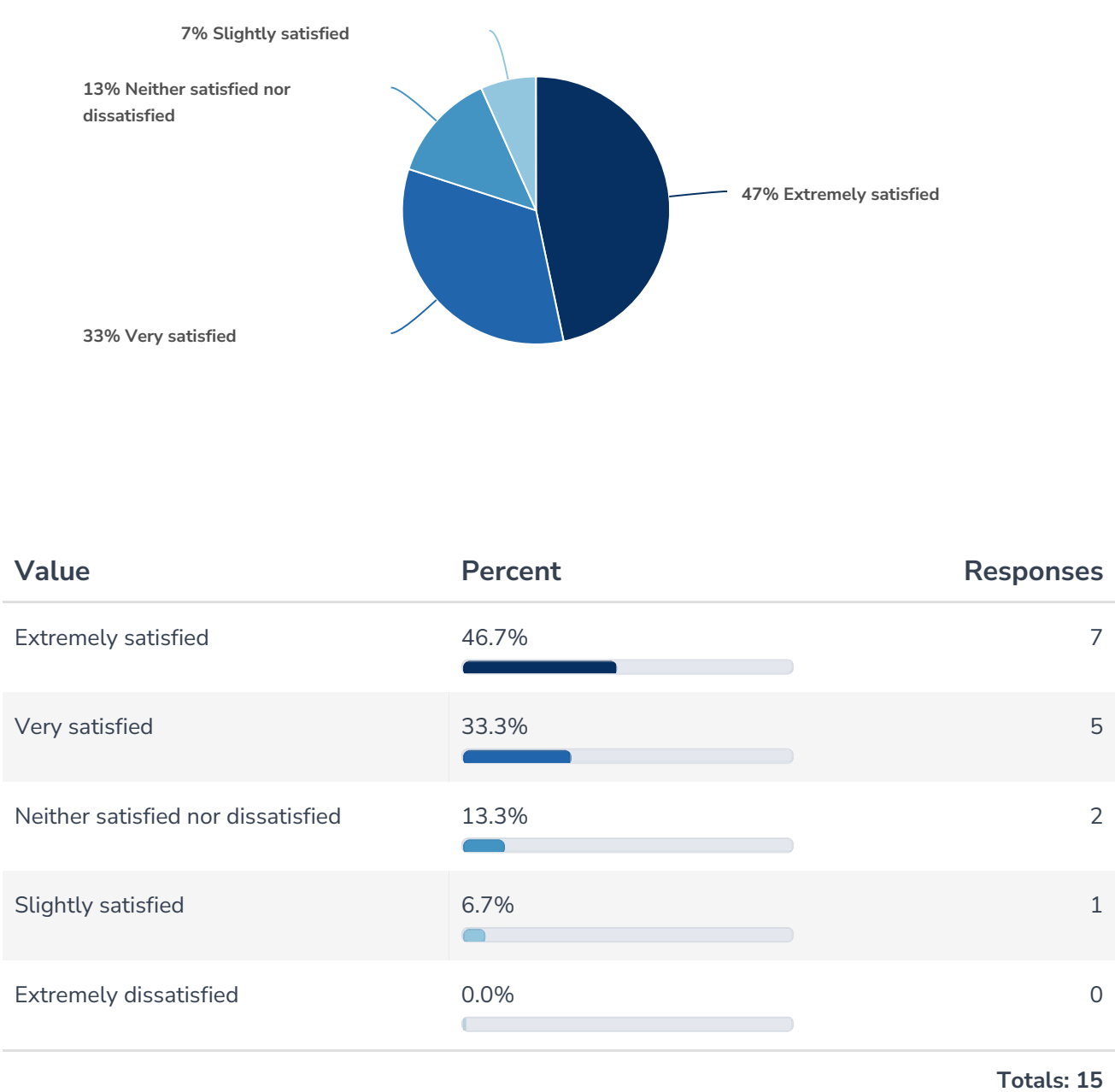


**ResponseID    Response**

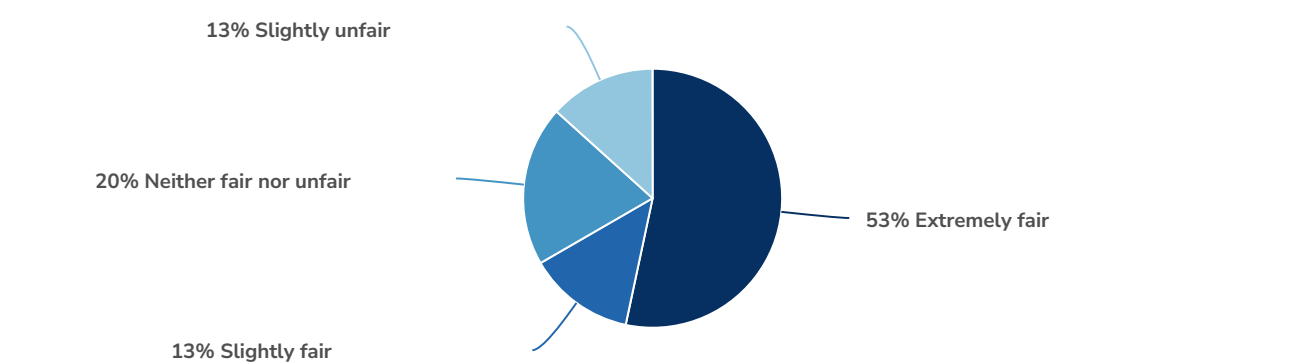
I am only rating my interactions with Darrel Harrison as an adjunct prof I have had little contact with other members of the Bus Dept

Effective but could be more. I have higher capacity than am being utilized. But that could be a result of need/enrollment not management.

9. How satisfied or dissatisfied are you with the college administration at San Diego Miramar College?



10. How fair or unfair are the administrative procedures at San Diego Miramar College?



Value	Percent	Responses
Extremely fair	53.3%	8
Slightly fair	13.3%	2
Neither fair nor unfair	20.0%	3
Slightly unfair	13.3%	2
Extremely unfair	0.0%	0

Totals: 15

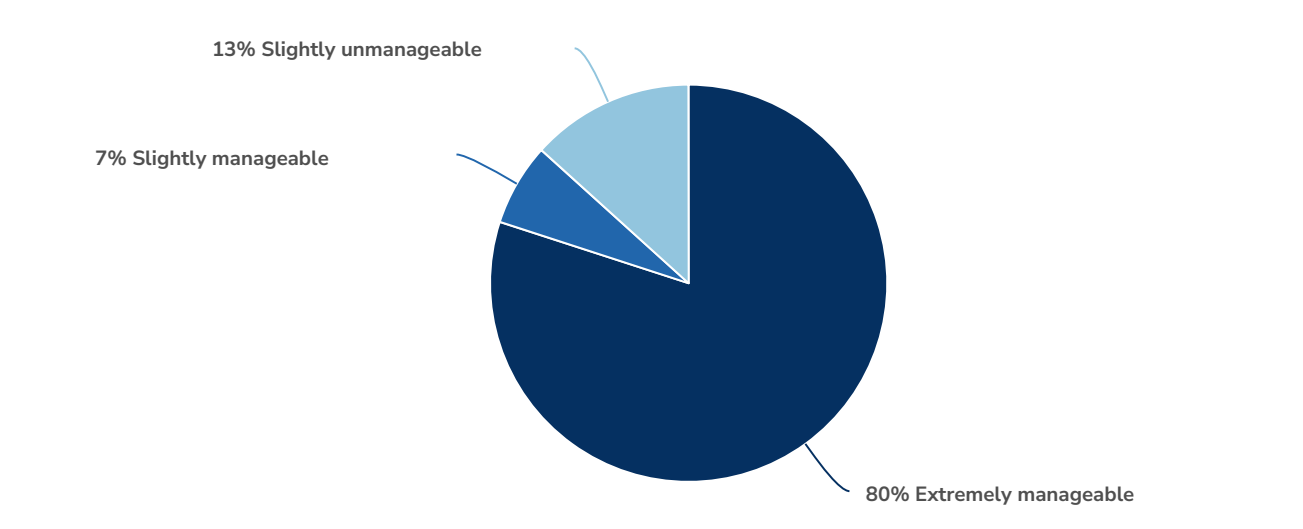
## 11. How fair or unfair are the administrative procedures at San Diego Miramar College? - comments

opinion requirements  
covid excessive  
times basically hr  
unfair fair business  
great department

ResponseID	Response
------------	----------

	Basically fair. The business department is great. The HR department and requirements during Covid were in my opinion excessive and at times unfair.
--	---

12. How manageable or unmanageable is your teaching requirement at San Diego Miramar College?



Value	Percent	Responses
Extremely manageable	80.0%	12
Slightly manageable	6.7%	1
Neither manageable nor unmanageable	0.0%	0
Slightly unmanageable	13.3%	2
Extremely unmanageable	0.0%	0

Totals: 15

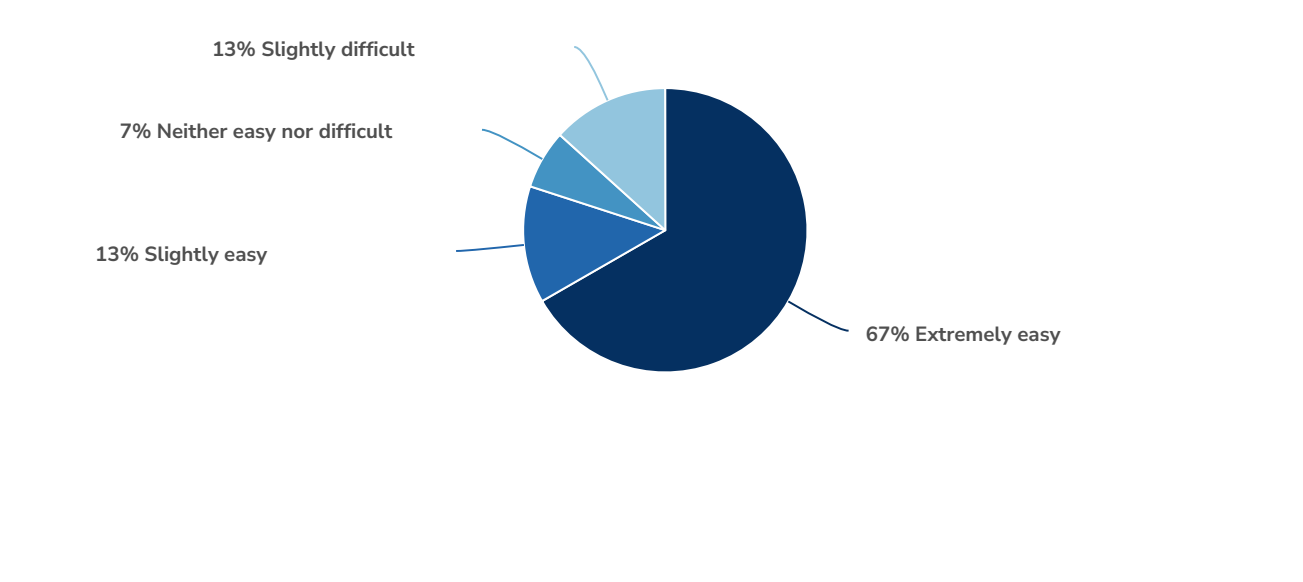
13. How manageable or unmanageable is your teaching requirement at San Diego Miramar College? - comments

great online support  
classes easy  
business  
excellent canvas  
department

ResponseID	Response
------------	----------

	Online classes are great. Canvas is easy to use. Support from business department is excellent.
--	---

14. How easy or difficult is it to focus on your students’ education and wellbeing?



Value	Percent	Responses
Extremely easy	66.7% <div><div></div></div>	10
Slightly easy	13.3% <div><div></div></div>	2
Neither easy nor difficult	6.7% <div><div></div></div>	1
Slightly difficult	13.3% <div><div></div></div>	2
Extremely difficult	0.0% <div><div></div></div>	0
		Totals: 15



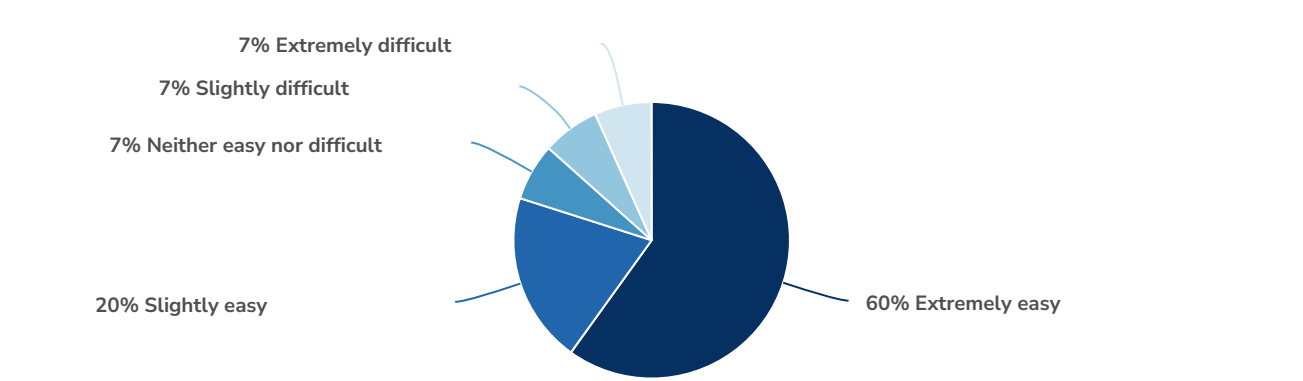
15. How easy or difficult is it to focus on your students' education and wellbeing? - comments

freely students  
communicate  
trend favorable  
semester pandemic

ResponseID	Response
------------	----------

	Students keep to themselves more since the pandemic and don't communicate as freely, although I do see a favorable trend this semester.
--	---

16. How easy or difficult is it to obtain the resources that you need for teaching at San Diego Miramar College?



Value	Percent	Responses
Extremely easy	60.0%	9
Slightly easy	20.0%	3
Neither easy nor difficult	6.7%	1
Slightly difficult	6.7%	1
Extremely difficult	6.7%	1

Totals: 15

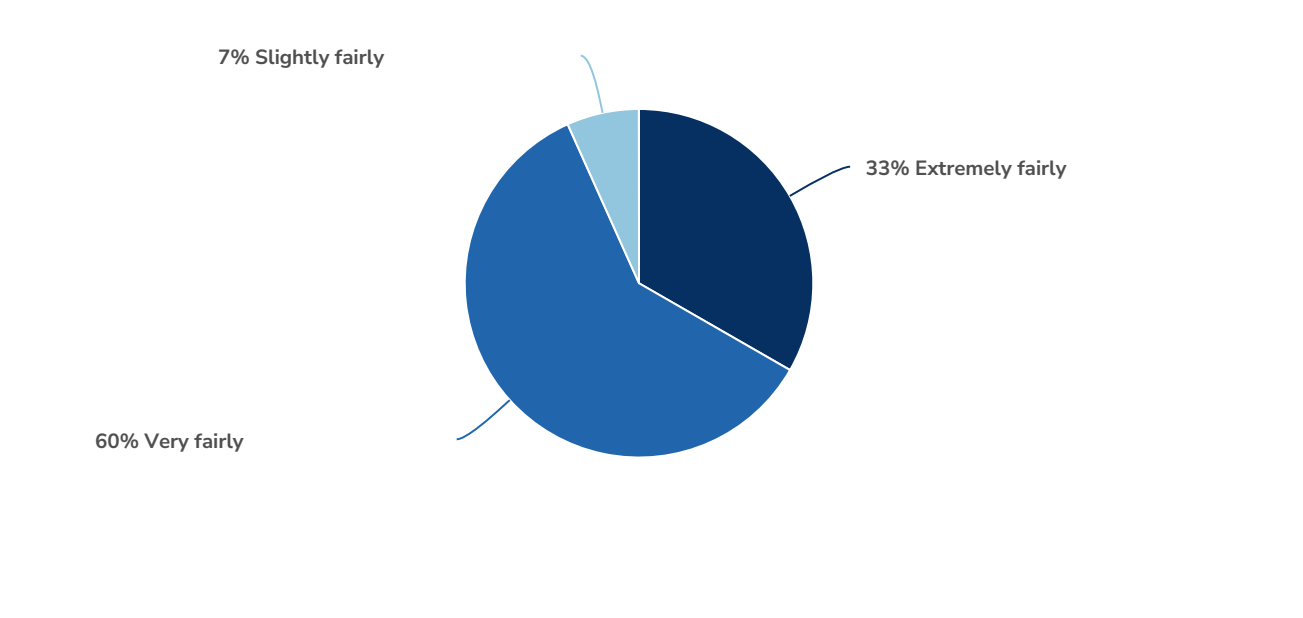
17. How easy or difficult is it to obtain the resources that you need for teaching at San Diego Miramar College? - comments

resources time  
consuming  
approval  
challenging  
requesting process

ResponseID	Response
------------	----------

	The approval process when requesting resources can be challenging and time consuming.
--	---

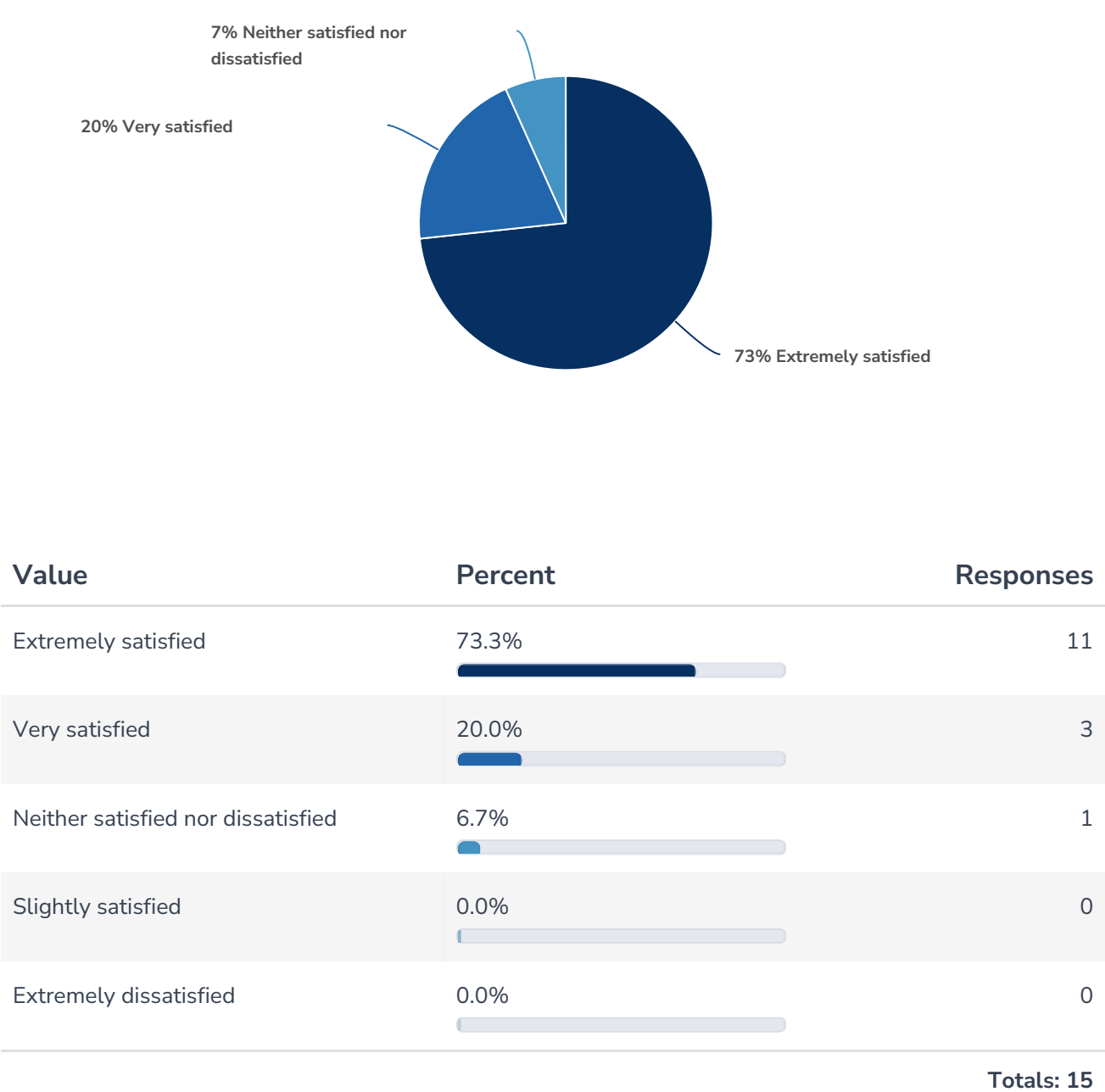
18. How fairly are you compensated for your work at San Diego Miramar College?



Value	Percent	Responses
Extremely fairly	33.3%	5
Very fairly	60.0%	9
Moderately fairly	0.0%	0
Slightly fairly	6.7%	1
Not fairly at all	0.0%	0

Totals: 15

19. Overall, how satisfied or dissatisfied were you with San Diego Miramar College as a place to work?



20. Overall, how satisfied or dissatisfied were you with San Diego Miramar College as a place to work? - comments



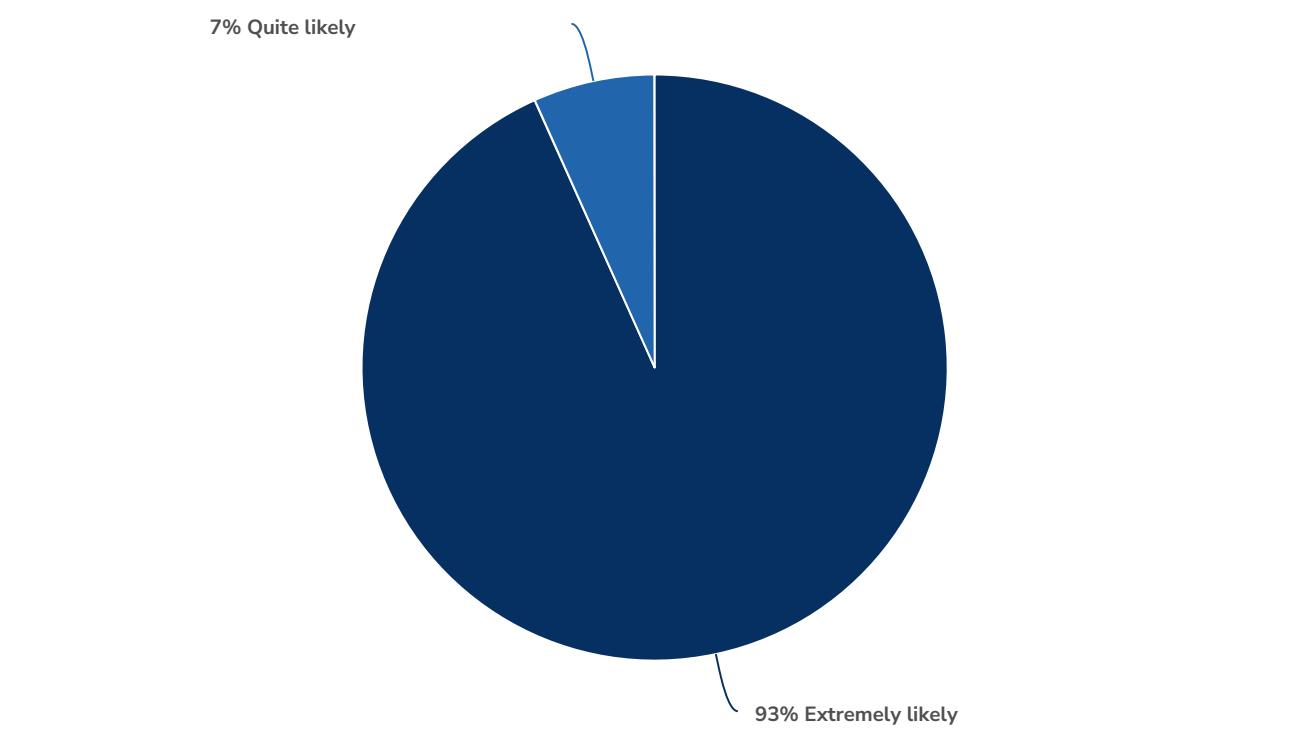
**ResponseID    Response**

---

It has nothing to do with the department, the faculty in the department are great. From my time here, there are a few things that I am not thrilled about in terms of office real estate and schedule flexibility

I love working here. My fav college that I am currently working at!

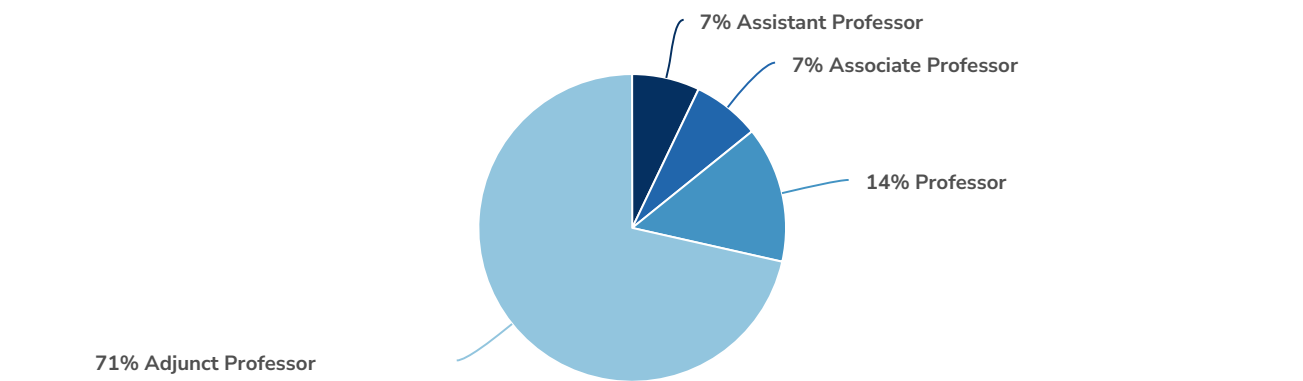
21. How likely or unlikely are you stay at San Diego Miramar College for the next year?



Value	Percent	Responses
Extremely likely	93.3% <div><div></div></div>	14
Quite likely	6.7% <div><div></div></div>	1
Not sure	0.0% <div><div></div></div>	0
Quite unlikely	0.0% <div><div></div></div>	0
Extremely unlikely	0.0% <div><div></div></div>	0

Totals: 15

22. What is the title of your current position in the Business Department?



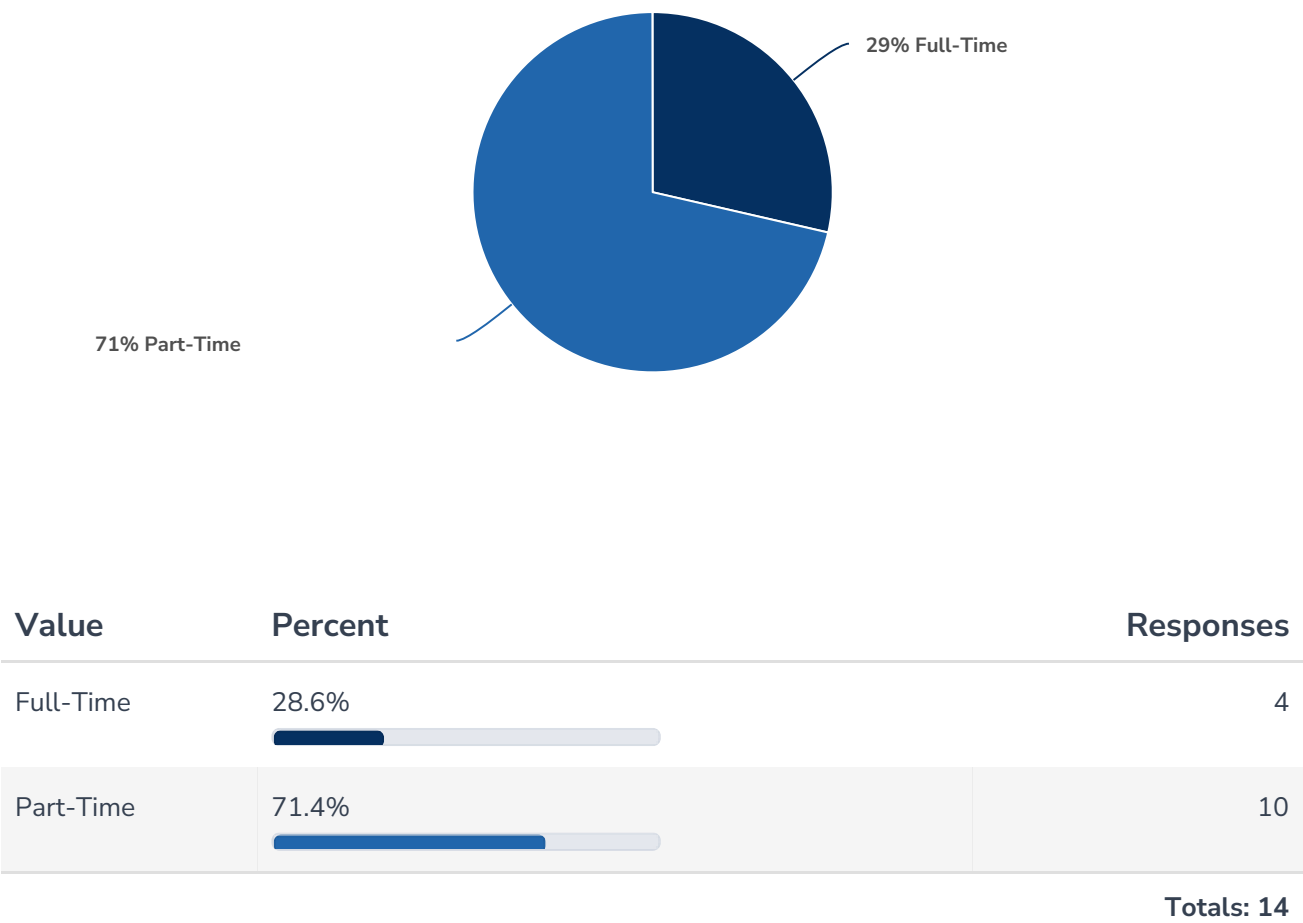
Value	Percent	Responses
Assistant Professor	7.1% <div><div></div></div>	1
Associate Professor	7.1% <div><div></div></div>	1
Professor	14.3% <div><div></div></div>	2
Adjunct Professor	71.4% <div><div></div></div>	10
Other (please specify)	0.0% <div><div></div></div>	0

Totals: 14

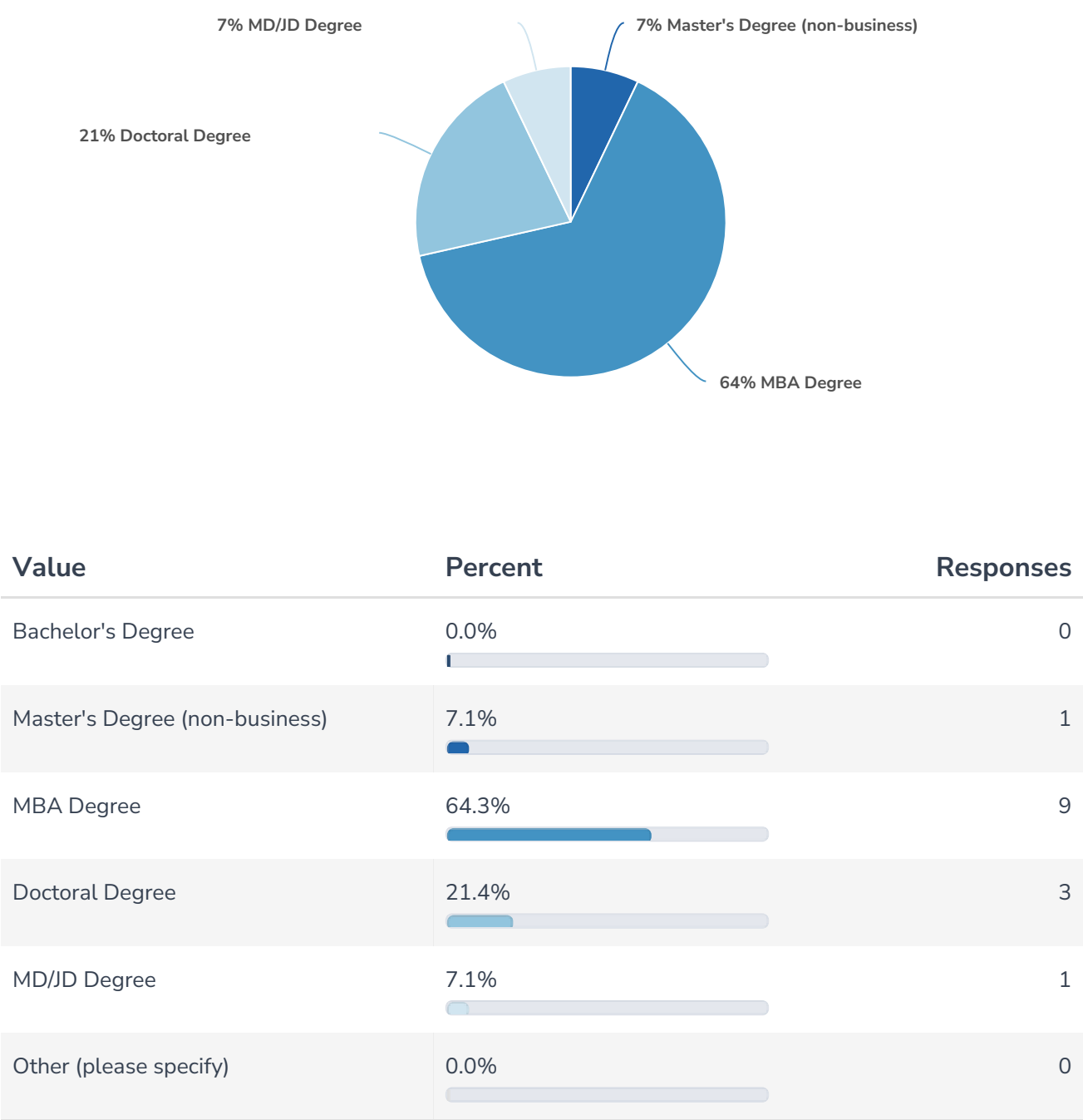
Other (please specify)	Count
Totals	0



23. Are you a full-time or part-time faculty member?



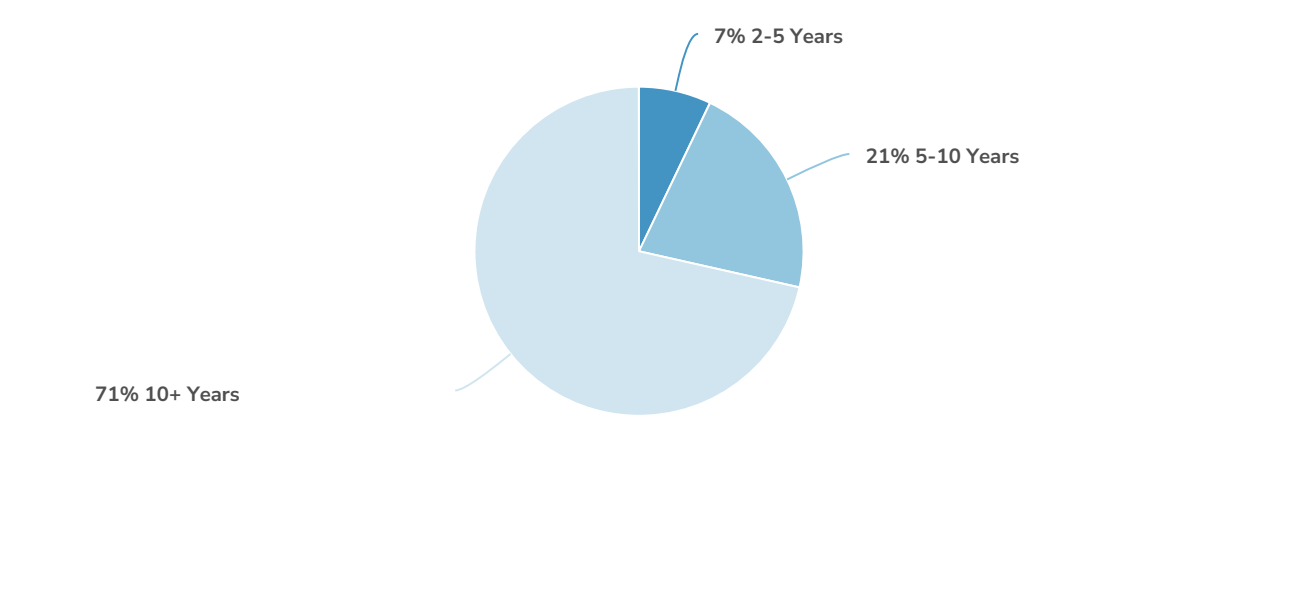
24. What is the highest level of education you have received?



Totals: 14

Other (please specify)	Count
Totals	0

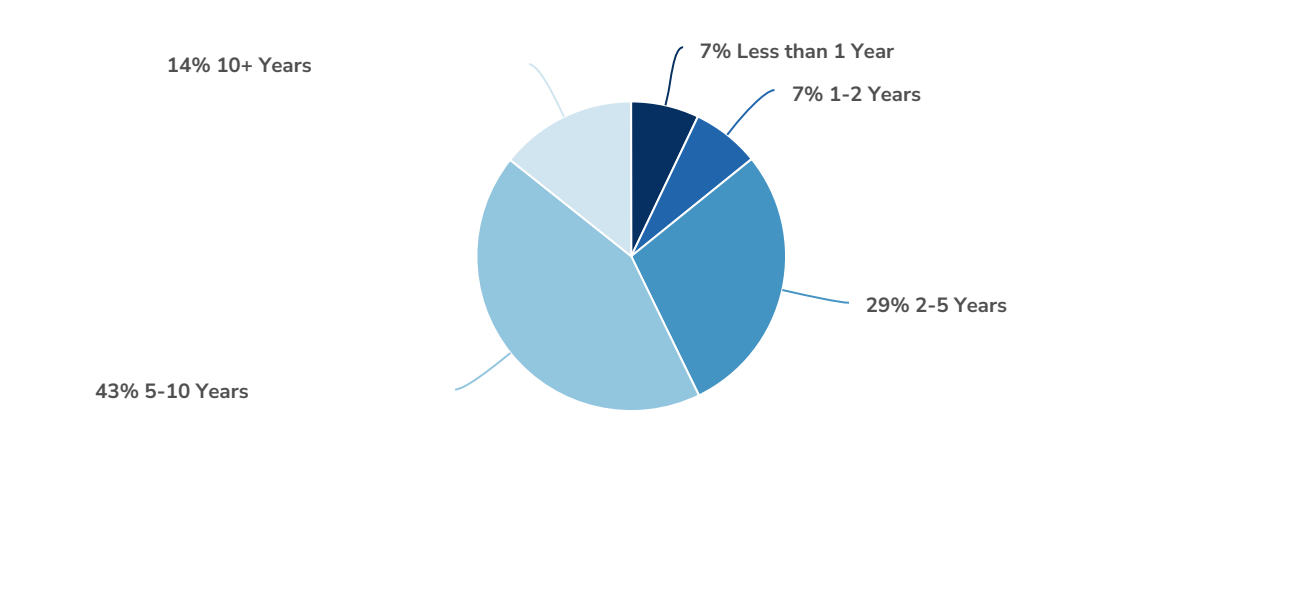
25. How long have you been teaching including all faculty positions you have held at all colleges/universities?



Value	Percent	Responses
Less than 1 Year	0.0%	0
1-2 Years	0.0%	0
2-5 Years	7.1%	1
5-10 Years	21.4%	3
10+ Years	71.4%	10

Totals: 14

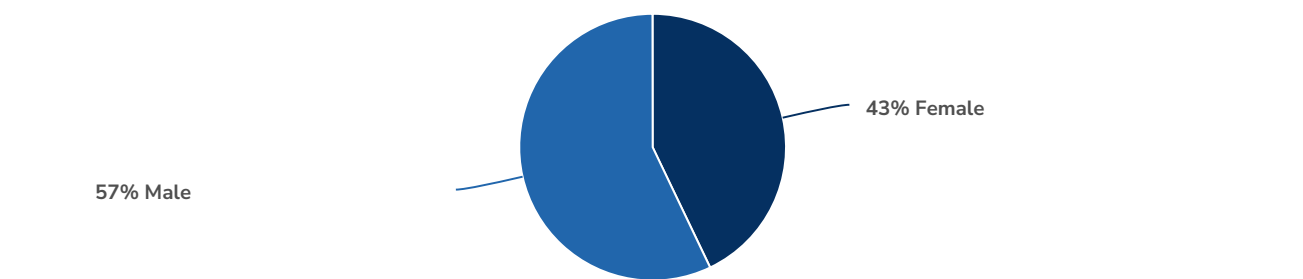
26. How long have you been teaching in the Business Department at San Diego Miramar College?



Value	Percent	Responses
Less than 1 Year	7.1% <div><div></div></div>	1
1-2 Years	7.1% <div><div></div></div>	1
2-5 Years	28.6% <div><div></div></div>	4
5-10 Years	42.9% <div><div></div></div>	6
10+ Years	14.3% <div><div></div></div>	2

Totals: 14

27. What is your gender identity?

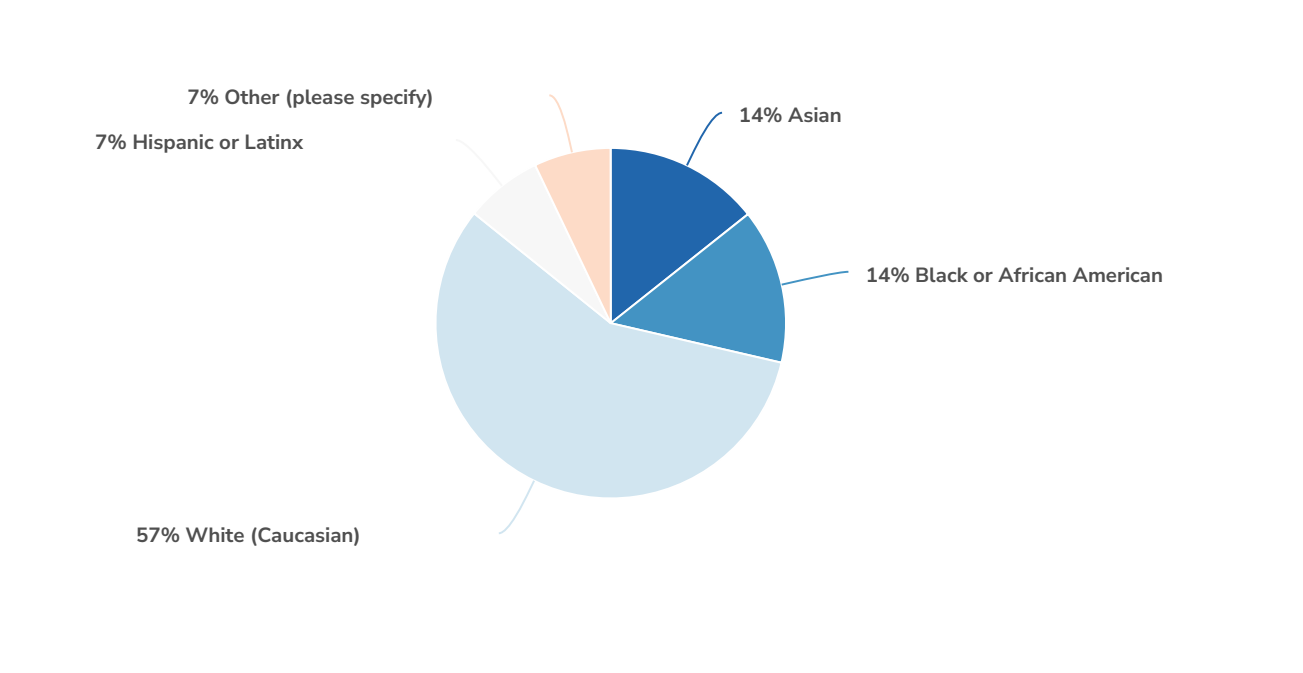


Value	Percent	Responses
Female	42.9% <div><div></div></div>	6
Male	57.1% <div><div></div></div>	8
Transgender	0.0% <div><div></div></div>	0
Other (please specify)	0.0% <div><div></div></div>	0

Totals: 14

Other (please specify)	Count
Totals	0

28. What is your race/ethnic background?



Value	Percent	Responses
American Indian or Alaska Native	0.0%	0
Asian	14.3%	2
Black or African American	14.3%	2
Native Hawaiian or Other Pacific Islander	0.0%	0
White (Caucasian)	57.1%	8
Hispanic or Latinx	7.1%	1
Other (please specify)	7.1%	1

Totals: 14

**Other (please specify)**

**Count**

mix

1

Totals

1