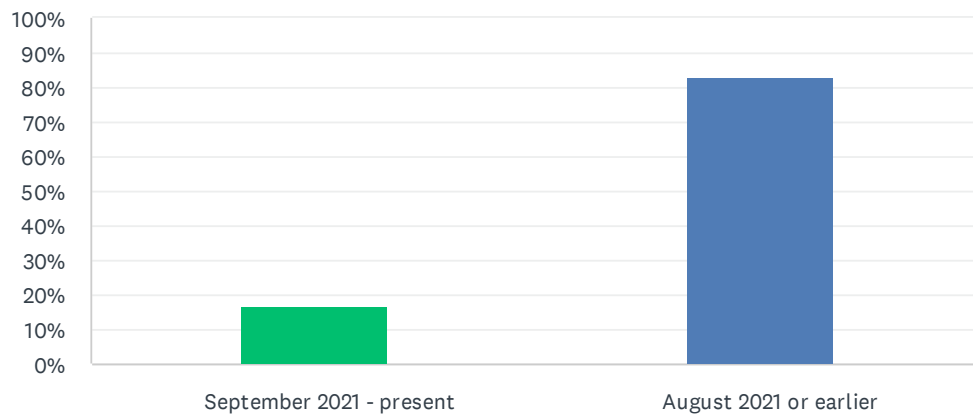


Q1 When did you graduate from Miramar College?

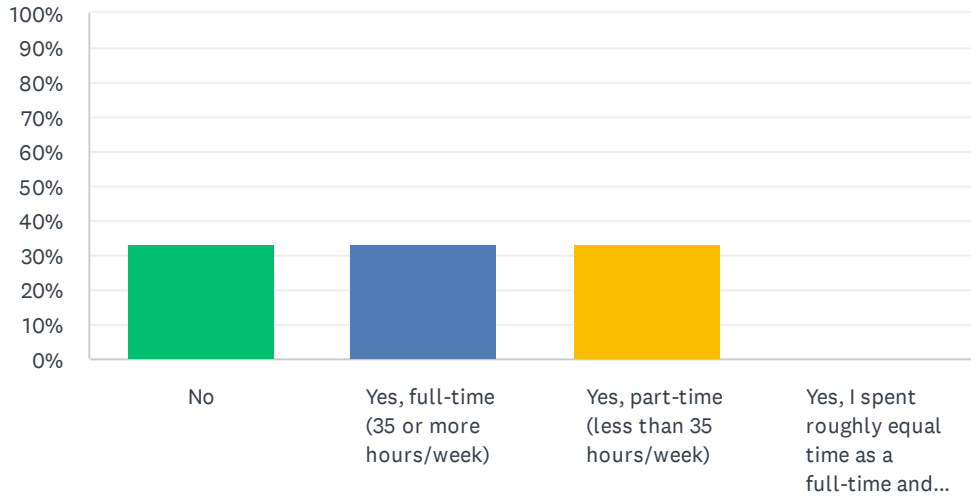
Answered: 6 Skipped: 0



ANSWER CHOICES	RESPONSES	
September 2021 - present	16.67%	1
August 2021 or earlier	83.33%	5
TOTAL		6

Q2 For the majority of your career at Miramar College, were you employed?

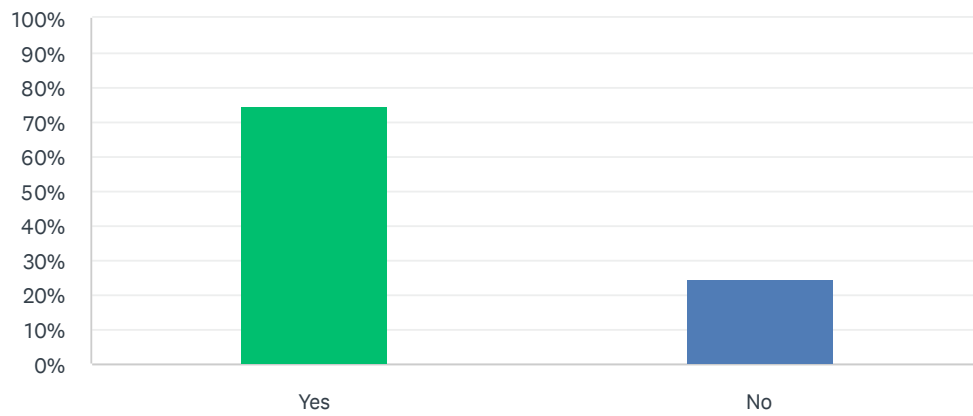
Answered: 6 Skipped: 0



ANSWER CHOICES	RESPONSES	
No	33.33%	2
Yes, full-time (35 or more hours/week)	33.33%	2
Yes, part-time (less than 35 hours/week)	33.33%	2
Yes, I spent roughly equal time as a full-time and part-time employee	0.00%	0
TOTAL		6

Q3 Was your work experience directly related to your field of study?

Answered: 4 Skipped: 2



ANSWER CHOICES	RESPONSES	
Yes	75.00%	3
No	25.00%	1
TOTAL		4

Q4 What was the name of your employer?

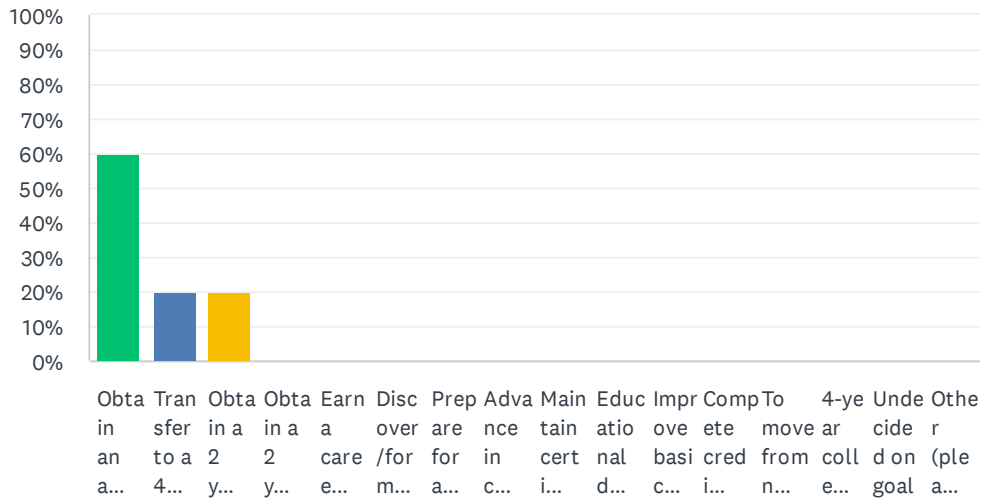
Answered: 4 Skipped: 2

Q5 What was your job title?

Answered: 4 Skipped: 2

Q6 What was your primary education goal when you began taking courses at Miramar College?

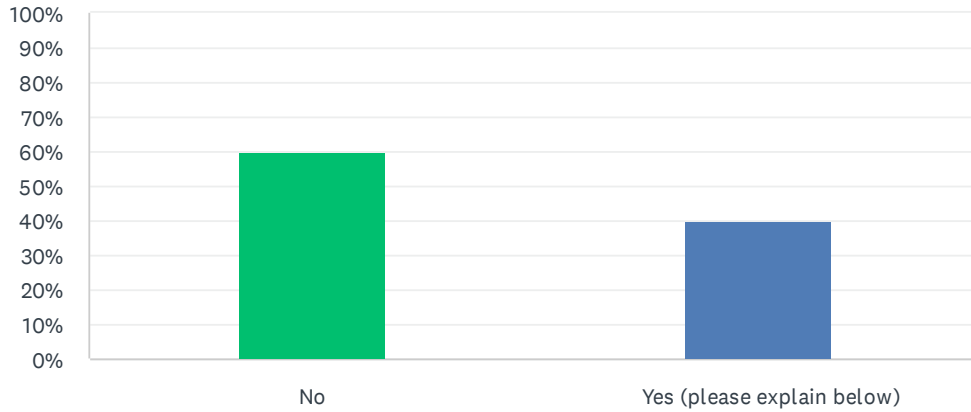
Answered: 5 Skipped: 1



ANSWER CHOICES	RESPONSES	
Obtain an associate's degree and transfer to a 4-year institution	60.00%	3
Transfer to a 4-year institution without an associate's degree	20.00%	1
Obtain a 2 year associate's degree without transfer	20.00%	1
Obtain a 2 year technical degree without transfer	0.00%	0
Earn a career technical certificate without transfer	0.00%	0
Discover/formulate career interests, plans and goals	0.00%	0
Prepare for a new career (acquire job skills)	0.00%	0
Advance in current job/career (update job skills)	0.00%	0
Maintain certificate or license	0.00%	0
Educational development	0.00%	0
Improve basic skills	0.00%	0
Compete credits for high school diploma or GED	0.00%	0
To move from noncredit coursework to credit coursework	0.00%	0
4-year college student taking courses to meet 4-year college requirements	0.00%	0
Undecided on goal	0.00%	0
Other (please specify)	0.00%	0
TOTAL		5

Q7 Did your education goal at Miramar College change over time? If yes, please explain how.

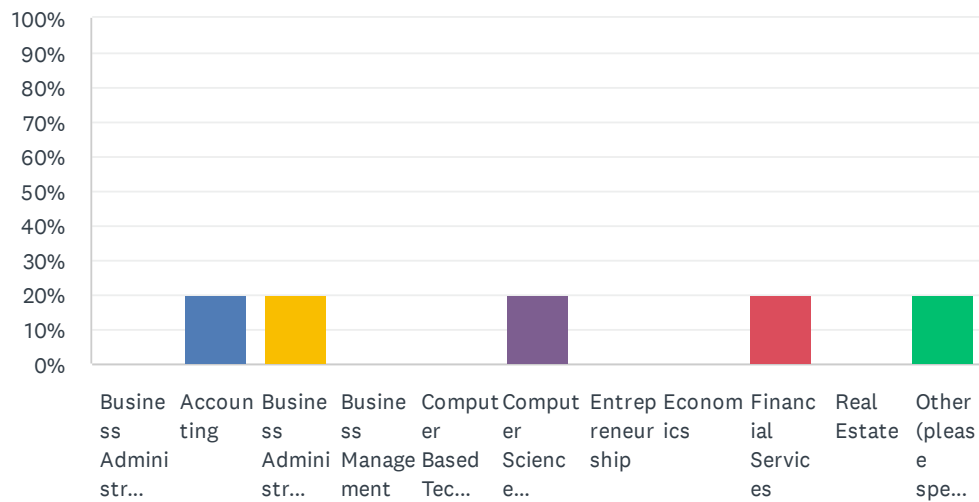
Answered: 5 Skipped: 1



ANSWER CHOICES	RESPONSES	
No	60.00%	3
Yes (please explain below)	40.00%	2
TOTAL		5

Q8 What was your declared major when you graduated?

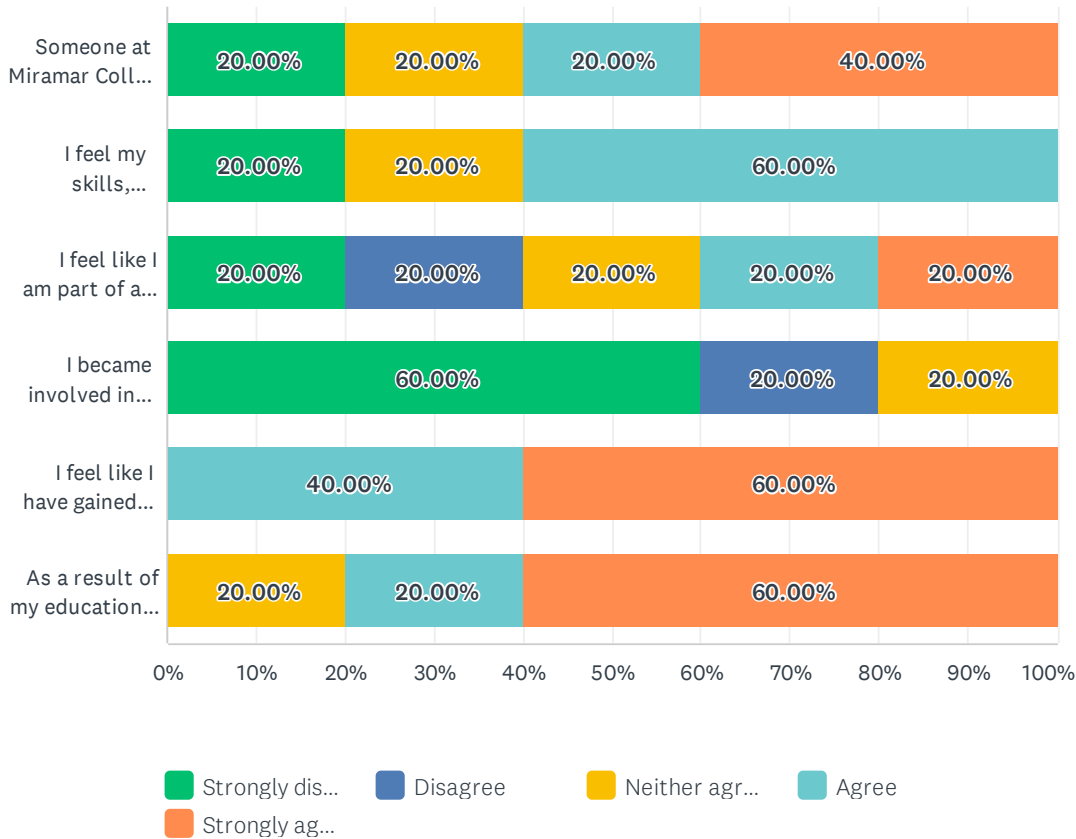
Answered: 5 Skipped: 1



ANSWER CHOICES	RESPONSES	
Business Administration	0.00%	0
Accounting	20.00%	1
Business Administration - Transfer	20.00%	1
Business Management	0.00%	0
Computer Based Technology (CBTE)	0.00%	0
Computer Science (CISC)	20.00%	1
Entrepreneurship	0.00%	0
Economics	0.00%	0
Financial Services	20.00%	1
Real Estate	0.00%	0
Other (please specify)	20.00%	1
TOTAL		5

Q9 Please indicate your level of agreement with the following statements regarding your experience at Miramar College.

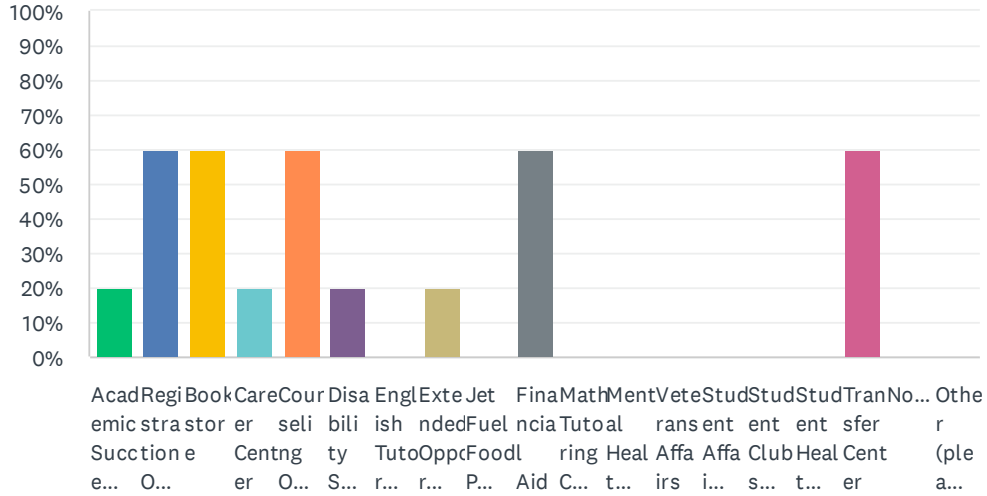
Answered: 5 Skipped: 1



	STRONGLY DISAGREE	DISAGREE	NEITHER AGREE NOR DISAGREE	AGREE	STRONGLY AGREE	TOTAL
Someone at Miramar College helped keep me motivated to reach my personal, educational, and career goals.	20.00% 1	0.00% 0	20.00% 1	20.00% 1	40.00% 2	5
I feel my skills, talents, abilities, and experiences were appreciated by someone at Miramar College.	20.00% 1	0.00% 0	20.00% 1	60.00% 3	0.00% 0	5
I feel like I am part of a community at Miramar College.	20.00% 1	20.00% 1	20.00% 1	20.00% 1	20.00% 1	5
I became involved in on-campus activities that were meaningful to me.	60.00% 3	20.00% 1	20.00% 1	0.00% 0	0.00% 0	5
I feel like I have gained meaningful knowledge, skills, and experiences during my education at Miramar College.	0.00% 0	0.00% 0	0.00% 0	40.00% 2	60.00% 3	5
As a result of my education at Miramar College, I feel prepared for the next step of my personal, educational, and career journey.	0.00% 0	0.00% 0	20.00% 1	20.00% 1	60.00% 3	5

Q10 Which on-campus service(s) did you utilize as a student? Please check all that apply.

Answered: 5 Skipped: 1

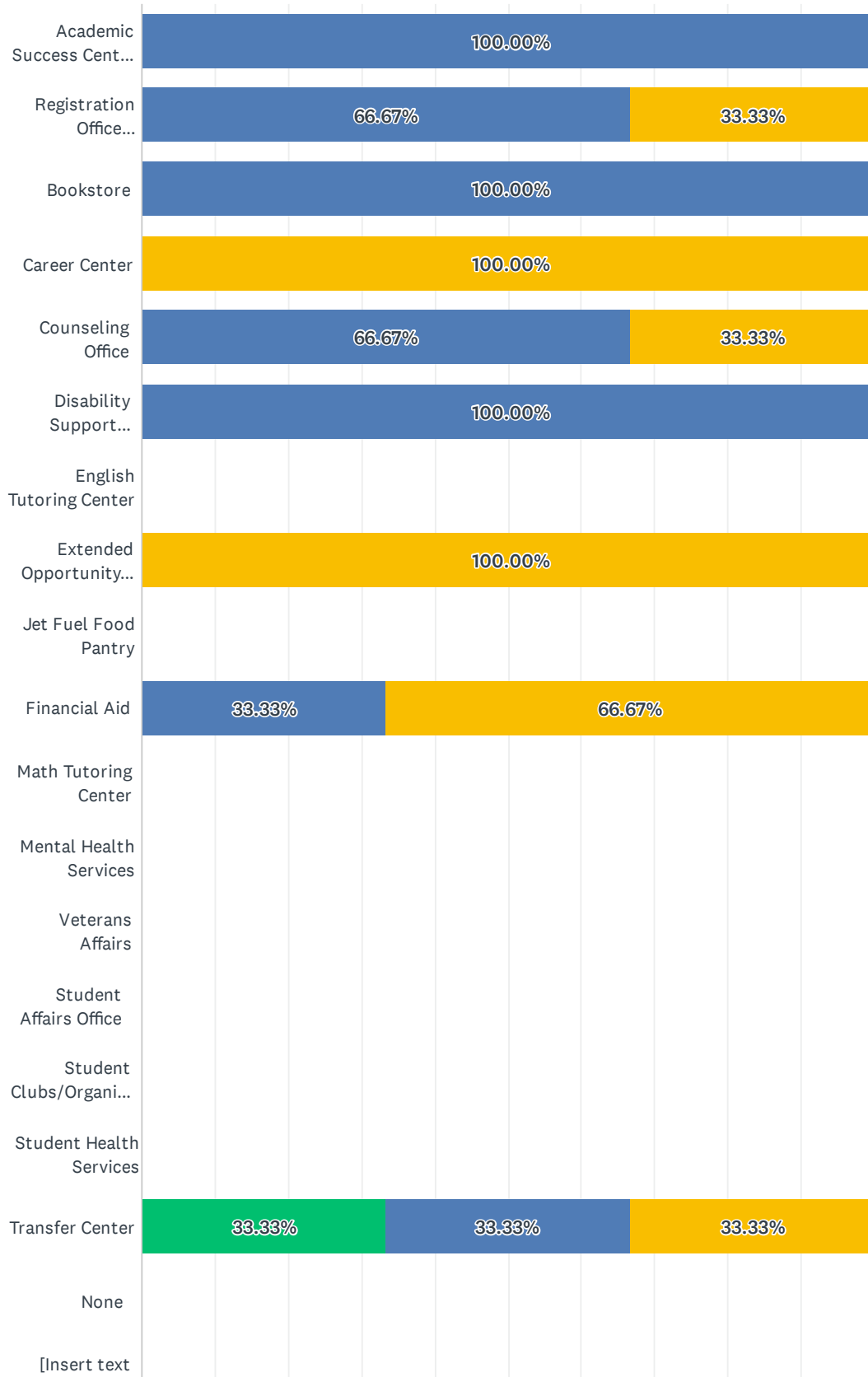


2022 Business Student Alumni Survey

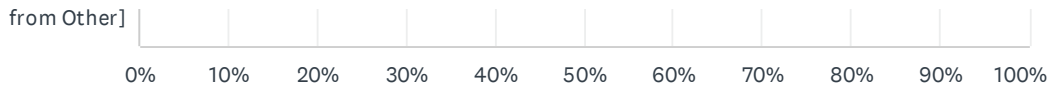
ANSWER CHOICES	RESPONSES	
Academic Success Center (formerly The Place)	20.00%	1
Registration Office (Admissions & Records)	60.00%	3
Bookstore	60.00%	3
Career Center	20.00%	1
Counseling Office	60.00%	3
Disability Support Programs and Services (DSPS)	20.00%	1
English Tutoring Center	0.00%	0
Extended Opportunity Programs & Services (EOPS)	20.00%	1
Jet Fuel Food Pantry	0.00%	0
Financial Aid	60.00%	3
Math Tutoring Center	0.00%	0
Mental Health Services	0.00%	0
Veterans Affairs	0.00%	0
Student Affairs Office	0.00%	0
Student Clubs/Organizations	0.00%	0
Student Health Services	0.00%	0
Transfer Center	60.00%	3
None	0.00%	0
Other (please specify)	0.00%	0
Total Respondents: 5		

Q11 How often did you use the following service(s)?

Answered: 5 Skipped: 1



2022 Business Student Alumni Survey

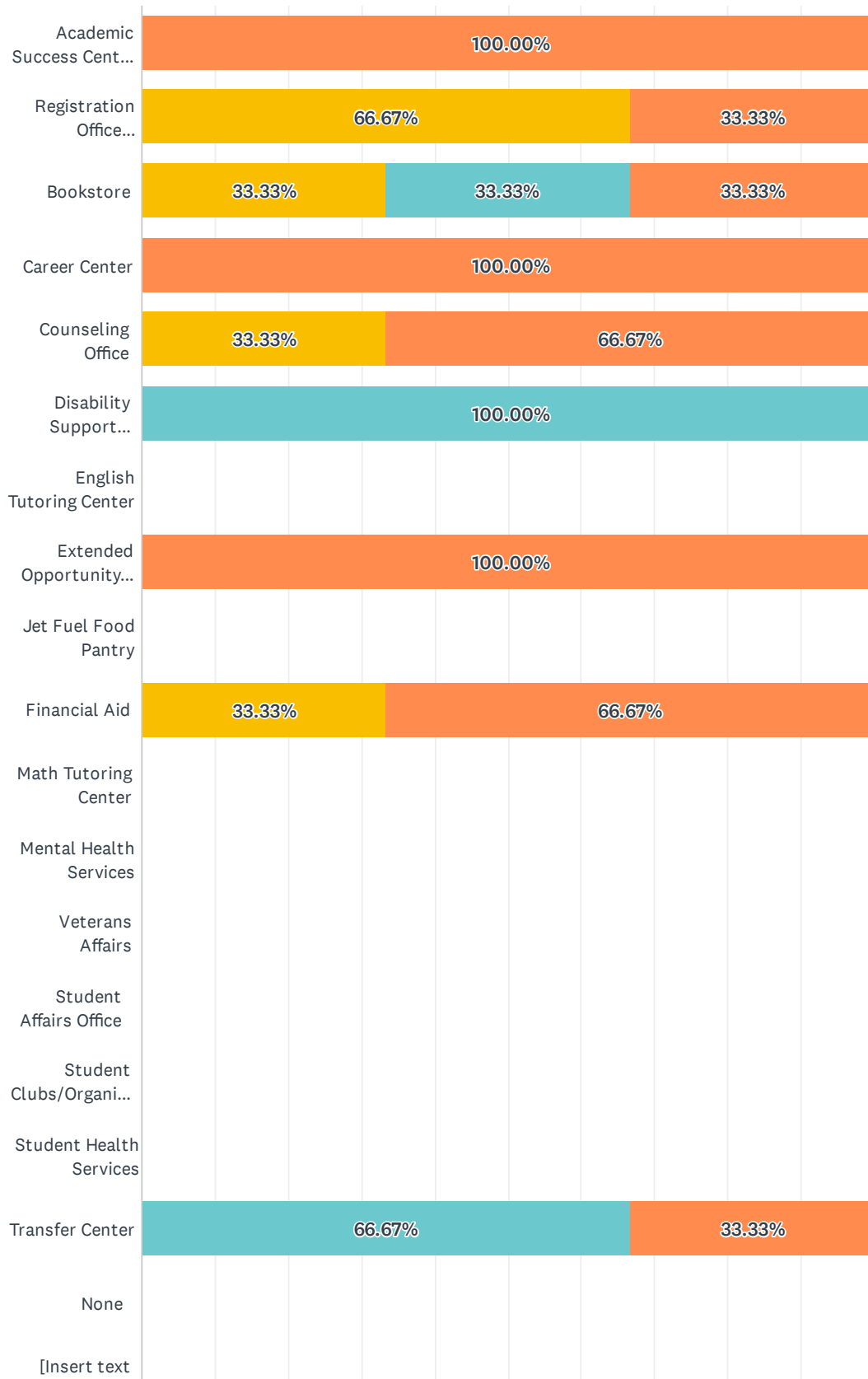


■ Seldom
 ■ Sometimes
 ■ Often

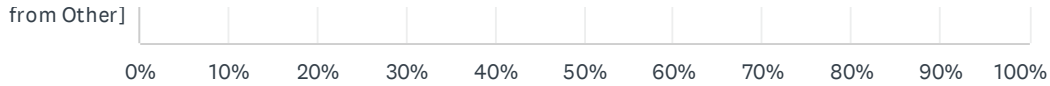
	SELDOM	SOMETIMES	OFTEN	TOTAL	WEIGHTED AVERAGE
Academic Success Center (formerly The Place)	0.00% 0	100.00% 1	0.00% 0	1	2.00
Registration Office (Admissions & Records)	0.00% 0	66.67% 2	33.33% 1	3	2.33
Bookstore	0.00% 0	100.00% 3	0.00% 0	3	2.00
Career Center	0.00% 0	0.00% 0	100.00% 1	1	3.00
Counseling Office	0.00% 0	66.67% 2	33.33% 1	3	2.33
Disability Support Programs and Services (DSPS)	0.00% 0	100.00% 1	0.00% 0	1	2.00
English Tutoring Center	0.00% 0	0.00% 0	0.00% 0	0	0.00
Extended Opportunity Programs & Services (EOPS)	0.00% 0	0.00% 0	100.00% 1	1	3.00
Jet Fuel Food Pantry	0.00% 0	0.00% 0	0.00% 0	0	0.00
Financial Aid	0.00% 0	33.33% 1	66.67% 2	3	2.67
Math Tutoring Center	0.00% 0	0.00% 0	0.00% 0	0	0.00
Mental Health Services	0.00% 0	0.00% 0	0.00% 0	0	0.00
Veterans Affairs	0.00% 0	0.00% 0	0.00% 0	0	0.00
Student Affairs Office	0.00% 0	0.00% 0	0.00% 0	0	0.00
Student Clubs/Organizations	0.00% 0	0.00% 0	0.00% 0	0	0.00
Student Health Services	0.00% 0	0.00% 0	0.00% 0	0	0.00
Transfer Center	33.33% 1	33.33% 1	33.33% 1	3	2.00
None	0.00% 0	0.00% 0	0.00% 0	0	0.00
[Insert text from Other]	0.00% 0	0.00% 0	0.00% 0	0	0.00

Q12 What impact did the service(s) have on reaching your goals?

Answered: 5 Skipped: 1



2022 Business Student Alumni Survey



	STRONG NEGATIVE IMPACT	NEGATIVE IMPACT	NO IMPACT	POSITIVE IMPACT	STRONG POSITIVE IMPACT	TOTAL	WEIGHTED AVERAGE
Academic Success Center (formerly The Place)	0.00% 0	0.00% 0	0.00% 0	0.00% 0	100.00% 1	1	5.00
Registration Office (Admissions & Records)	0.00% 0	0.00% 0	66.67% 2	0.00% 0	33.33% 1	3	3.67
Bookstore	0.00% 0	0.00% 0	33.33% 1	33.33% 1	33.33% 1	3	4.00
Career Center	0.00% 0	0.00% 0	0.00% 0	0.00% 0	100.00% 1	1	5.00
Counseling Office	0.00% 0	0.00% 0	33.33% 1	0.00% 0	66.67% 2	3	4.33
Disability Support Programs and Services (DSPS)	0.00% 0	0.00% 0	0.00% 0	100.00% 1	0.00% 0	1	4.00
English Tutoring Center	0.00% 0	0.00% 0	0.00% 0	0.00% 0	0.00% 0	0	0.00
Extended Opportunity Programs & Services (EOPS)	0.00% 0	0.00% 0	0.00% 0	0.00% 0	100.00% 1	1	5.00
Jet Fuel Food Pantry	0.00% 0	0.00% 0	0.00% 0	0.00% 0	0.00% 0	0	0.00
Financial Aid	0.00% 0	0.00% 0	33.33% 1	0.00% 0	66.67% 2	3	4.33
Math Tutoring Center	0.00% 0	0.00% 0	0.00% 0	0.00% 0	0.00% 0	0	0.00
Mental Health Services	0.00% 0	0.00% 0	0.00% 0	0.00% 0	0.00% 0	0	0.00
Veterans Affairs	0.00% 0	0.00% 0	0.00% 0	0.00% 0	0.00% 0	0	0.00
Student Affairs Office	0.00% 0	0.00% 0	0.00% 0	0.00% 0	0.00% 0	0	0.00
Student Clubs/Organizations	0.00% 0	0.00% 0	0.00% 0	0.00% 0	0.00% 0	0	0.00
Student Health Services	0.00% 0	0.00% 0	0.00% 0	0.00% 0	0.00% 0	0	0.00
Transfer Center	0.00% 0	0.00% 0	0.00% 0	66.67% 2	33.33% 1	3	4.33
None	0.00% 0	0.00% 0	0.00% 0	0.00% 0	0.00% 0	0	0.00
[Insert text from Other]	0.00% 0	0.00% 0	0.00% 0	0.00% 0	0.00% 0	0	0.00

Q13 Please describe what Miramar College has done well in supporting your career, educational and personal goals.

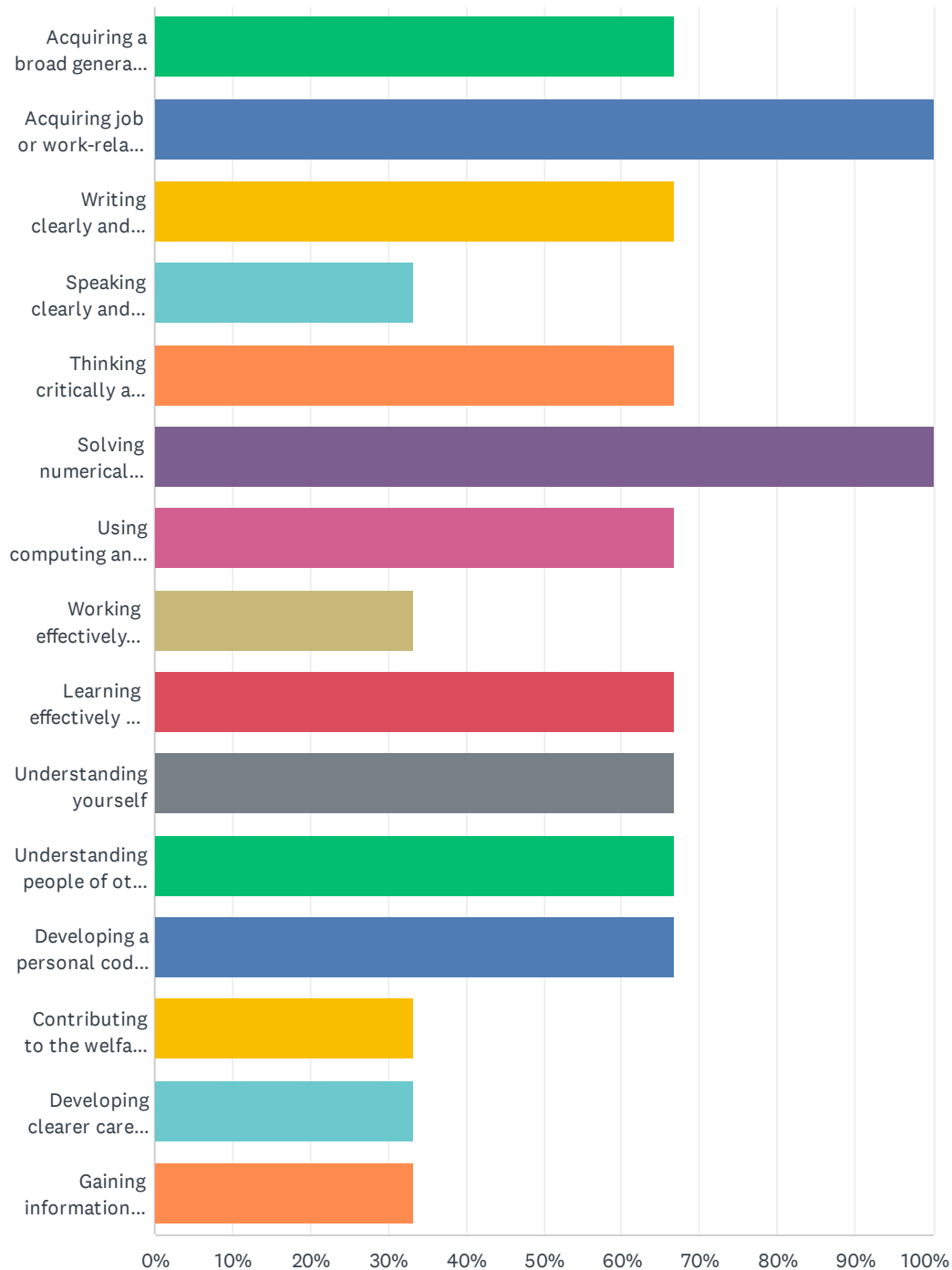
Answered: 4 Skipped: 2

Q14 Please describe what Miramar College could have done better in supporting you in reaching your career, educational and personal goals.

Answered: 4 Skipped: 2

Q15 Has your experience at this college contributed to your knowledge, skills, and personal development in the following areas? Please select all that apply.

Answered: 3 Skipped: 3

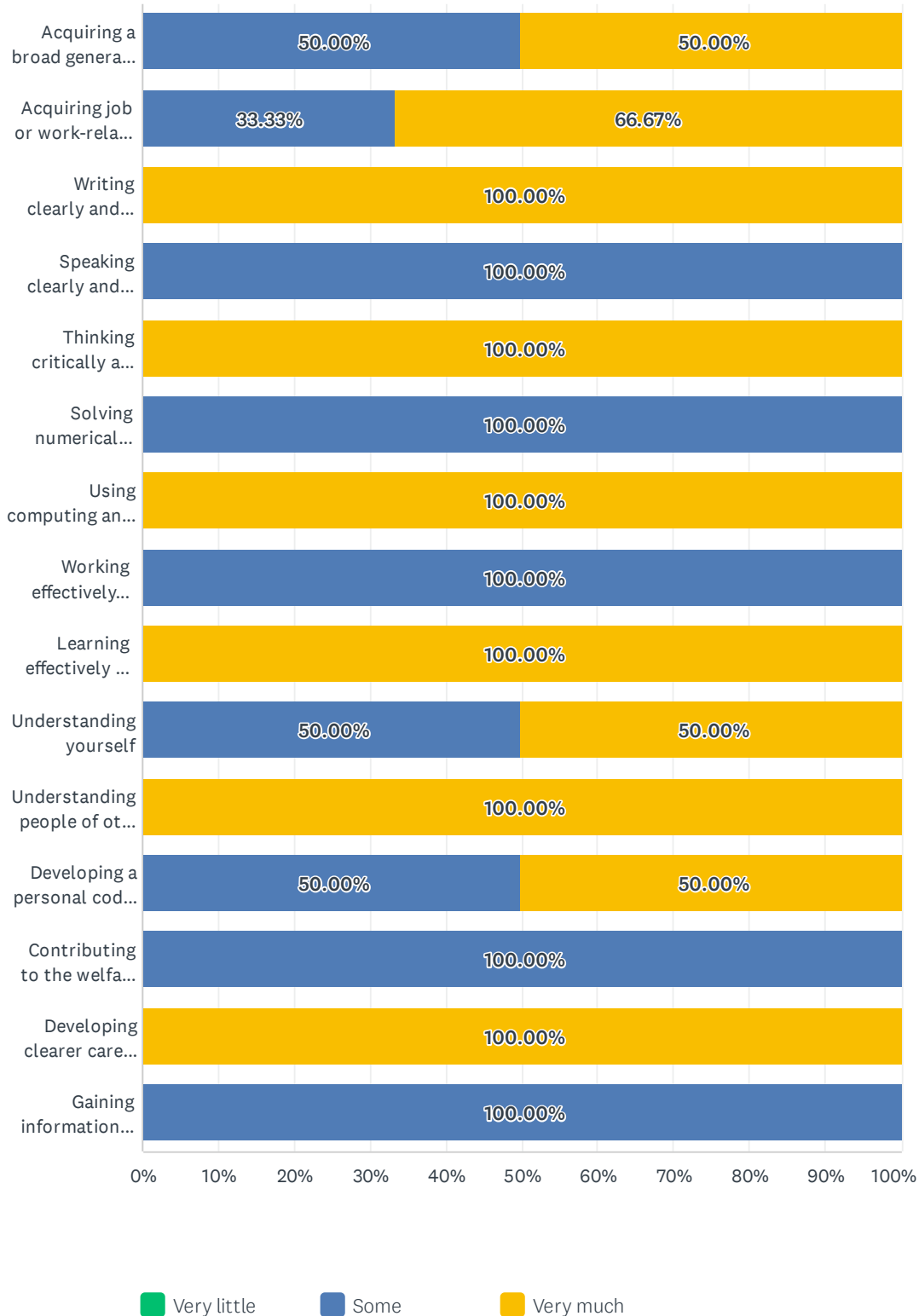


2022 Business Student Alumni Survey

ANSWER CHOICES	RESPONSES	
Acquiring a broad general education	66.67%	2
Acquiring job or work-related knowledge and skills	100.00%	3
Writing clearly and effectively	66.67%	2
Speaking clearly and effectively	33.33%	1
Thinking critically and analytically	66.67%	2
Solving numerical problems	100.00%	3
Using computing and information technology	66.67%	2
Working effectively with others	33.33%	1
Learning effectively on your own	66.67%	2
Understanding yourself	66.67%	2
Understanding people of other racial and ethnic backgrounds	66.67%	2
Developing a personal code of values and ethics	66.67%	2
Contributing to the welfare of your community	33.33%	1
Developing clearer career goals	33.33%	1
Gaining information about career opportunities	33.33%	1
Total Respondents: 3		

Q16 How much has your experience at this college contributed to your knowledge, skills, and personal development in the following areas?

Answered: 3 Skipped: 3

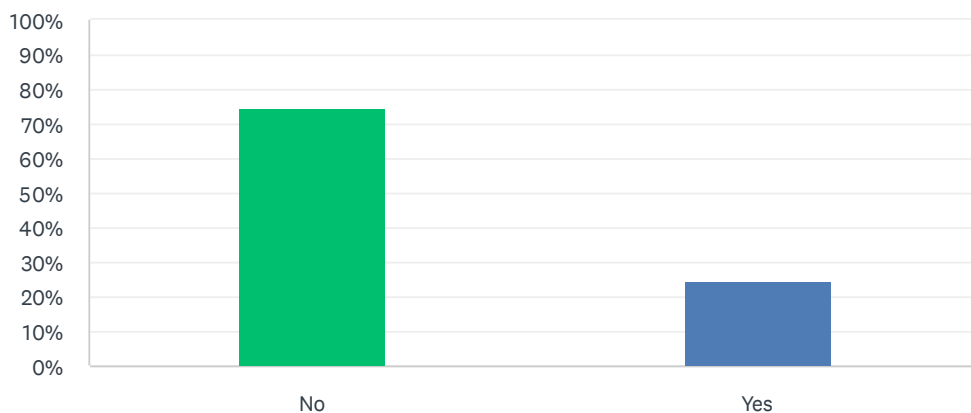


2022 Business Student Alumni Survey

	VERY LITTLE	SOME	VERY MUCH	TOTAL	WEIGHTED AVERAGE
Acquiring a broad general education	0.00% 0	50.00% 1	50.00% 1	2	2.50
Acquiring job or work-related knowledge and skills	0.00% 0	33.33% 1	66.67% 2	3	2.67
Writing clearly and effectively	0.00% 0	0.00% 0	100.00% 2	2	3.00
Speaking clearly and effectively	0.00% 0	100.00% 1	0.00% 0	1	2.00
Thinking critically and analytically	0.00% 0	0.00% 0	100.00% 2	2	3.00
Solving numerical problems	0.00% 0	100.00% 3	0.00% 0	3	2.00
Using computing and information technology	0.00% 0	0.00% 0	100.00% 2	2	3.00
Working effectively with others	0.00% 0	100.00% 1	0.00% 0	1	2.00
Learning effectively on your own	0.00% 0	0.00% 0	100.00% 2	2	3.00
Understanding yourself	0.00% 0	50.00% 1	50.00% 1	2	2.50
Understanding people of other racial and ethnic backgrounds	0.00% 0	0.00% 0	100.00% 2	2	3.00
Developing a personal code of values and ethics	0.00% 0	50.00% 1	50.00% 1	2	2.50
Contributing to the welfare of your community	0.00% 0	100.00% 1	0.00% 0	1	2.00
Developing clearer career goals	0.00% 0	0.00% 0	100.00% 1	1	3.00
Gaining information about career opportunities	0.00% 0	100.00% 1	0.00% 0	1	2.00

Q17 Did you face any barriers which impacted your completing your degree/certificate program?

Answered: 4 Skipped: 2



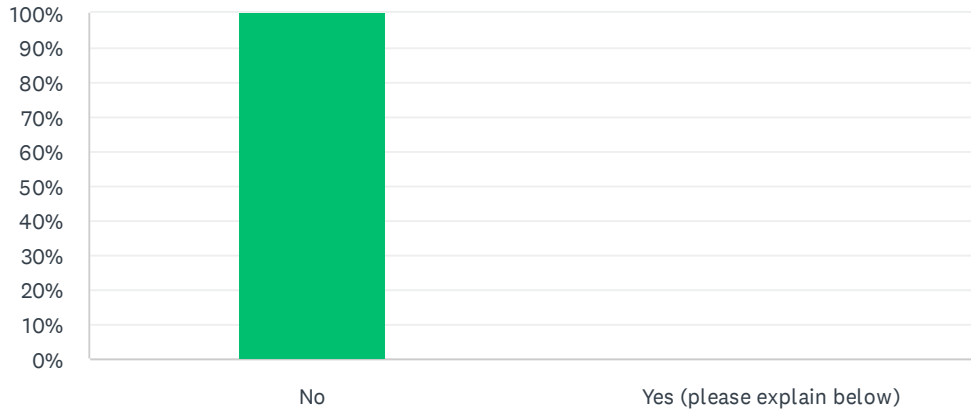
ANSWER CHOICES	RESPONSES	
No	75.00%	3
Yes	25.00%	1
TOTAL		4

Q18 Please list the barriers that impacted your completing your degree/certificate program.

Answered: 1 Skipped: 5

Q19 Did Miramar College do well in helping you overcome these barriers? If so, please explain how.

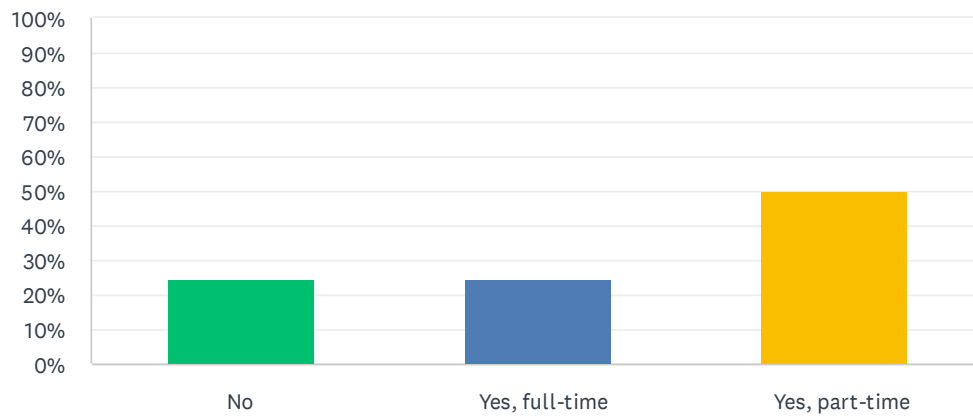
Answered: 1 Skipped: 5



ANSWER CHOICES	RESPONSES	
No	100.00%	1
Yes (please explain below)	0.00%	0
TOTAL		1

Q20 Were you employed when you graduated?

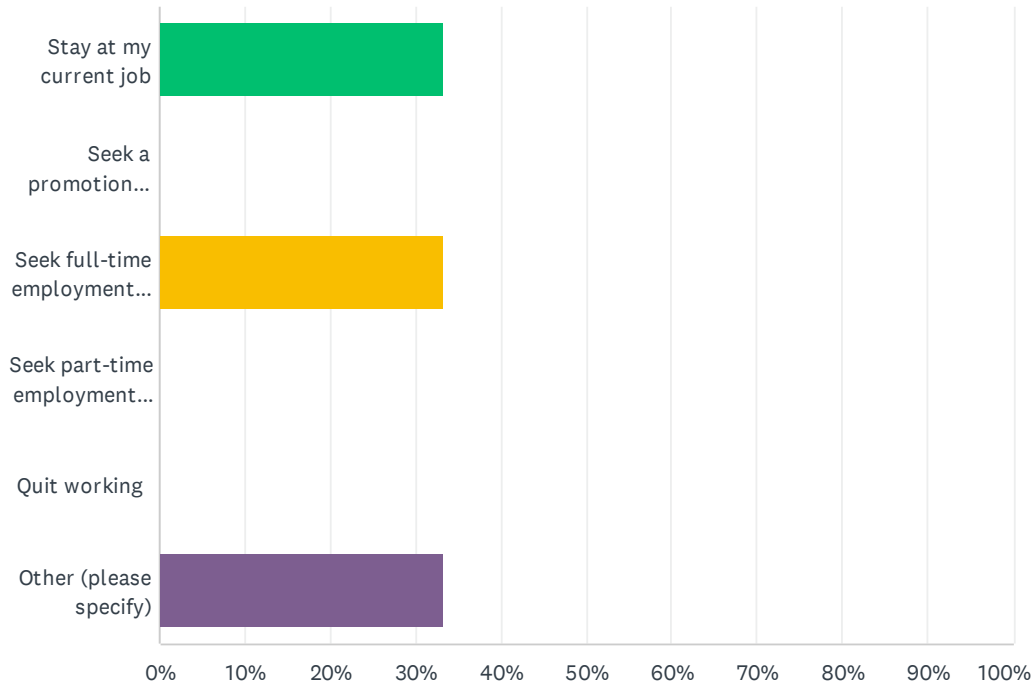
Answered: 4 Skipped: 2



ANSWER CHOICES	RESPONSES	
No	25.00%	1
Yes, full-time	25.00%	1
Yes, part-time	50.00%	2
TOTAL		4

Q21 What are/were your employment plans for six months after your graduation? (employed at graduation)

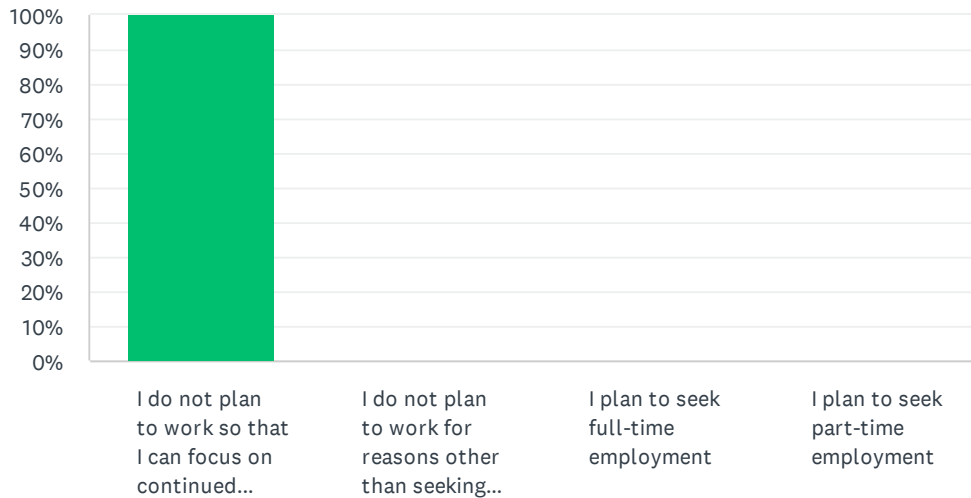
Answered: 3 Skipped: 3



ANSWER CHOICES	RESPONSES	
Stay at my current job	33.33%	1
Seek a promotion within my current organization	0.00%	0
Seek full-time employment outside my current organization	33.33%	1
Seek part-time employment outside my current organization	0.00%	0
Quit working	0.00%	0
Other (please specify)	33.33%	1
TOTAL		3

Q22 What are/were your employment plans for six months after your graduation? (not employed at graduation)

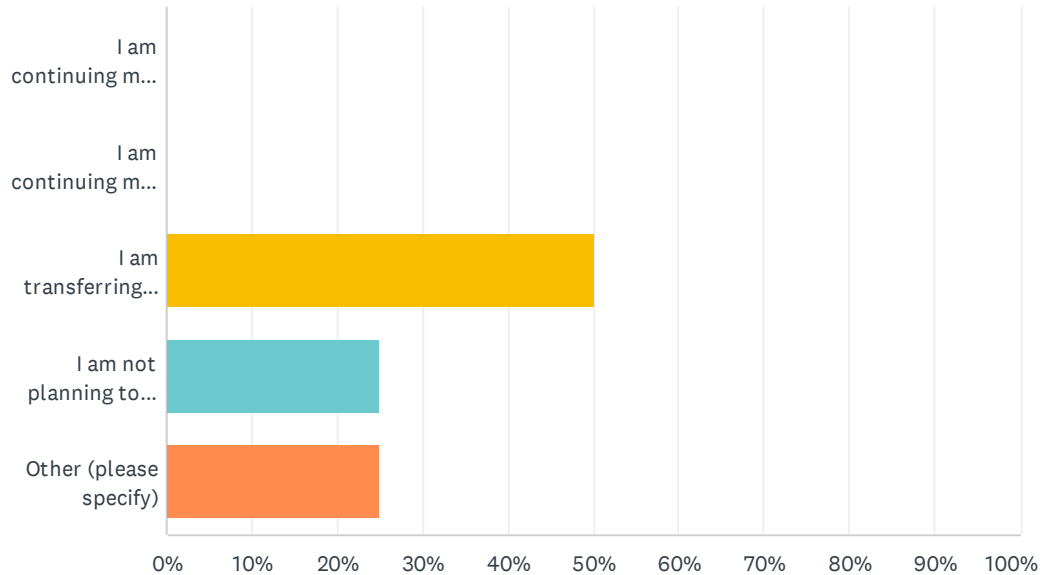
Answered: 1 Skipped: 5



ANSWER CHOICES	RESPONSES	
I do not plan to work so that I can focus on continued education	100.00%	1
I do not plan to work for reasons other than seeking additional education	0.00%	0
I plan to seek full-time employment	0.00%	0
I plan to seek part-time employment	0.00%	0
TOTAL		1

Q23 What are/were your education plans for six months after your graduation?

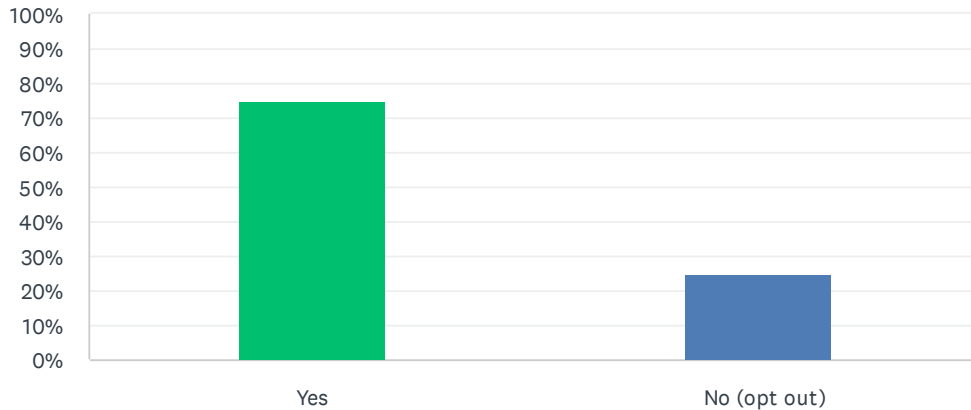
Answered: 4 Skipped: 2



ANSWER CHOICES	RESPONSES	
I am continuing my education at Miramar College to seek additional credentials, degrees, or take additional courses for other reasons	0.00%	0
I am continuing my education at another community college to seek additional credentials, degrees or take additional courses for other reasons	0.00%	0
I am transferring to a 4-year college or university	50.00%	2
I am not planning to seek any additional education at this time	25.00%	1
Other (please specify)	25.00%	1
TOTAL		4

Q24 As we continue to build our programming to support students, we would like to stay in touch with you. Your input is greatly appreciated and the information you provide will inform our efforts. Do you wish to receive communications from Miramar College?

Answered: 4 Skipped: 2



ANSWER CHOICES	RESPONSES	
Yes	75.00%	3
No (opt out)	25.00%	1
TOTAL		4

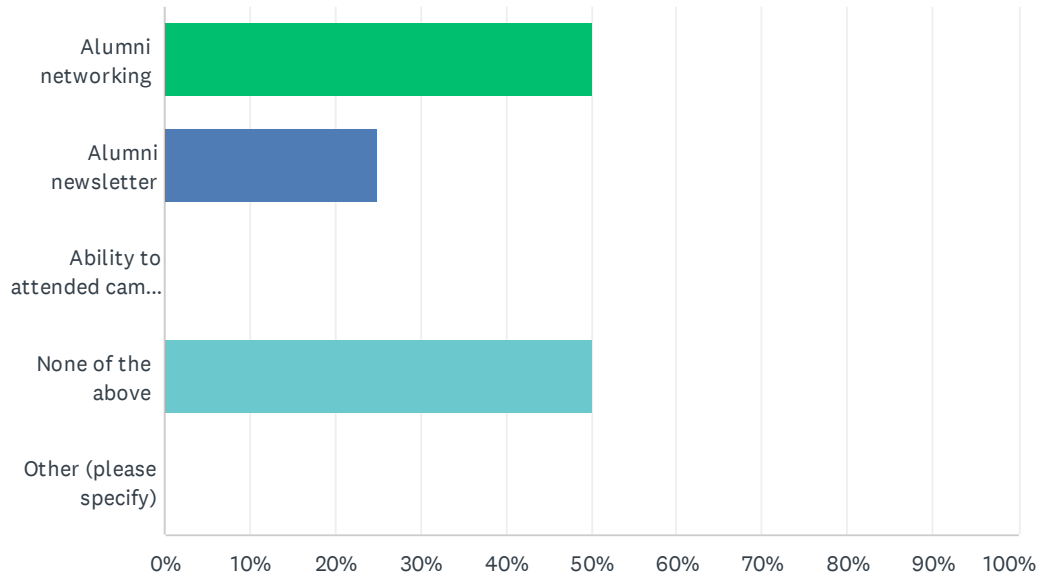
Q25 If you wish to receive communications from Miramar College, please provide your contact information below. Your contact information will be separated from your survey responses and sent to the appropriate offices on Miramar College's campus. It will be used to stay in contact and invite you to upcoming College events that you may find of interest.

Answered: 2 Skipped: 4

ANSWER CHOICES	RESPONSES	
Preferred First Name	100.00%	2
Last Name	100.00%	2
Phone	50.00%	1
E-mail	100.00%	2

Q26 Which of the following supports and services would be helpful to you as a graduate of Miramar College?

Answered: 4 Skipped: 2



ANSWER CHOICES	RESPONSES	
Alumni networking	50.00%	2
Alumni newsletter	25.00%	1
Ability to attended campus career fairs and other career-related events	0.00%	0
None of the above	50.00%	2
Other (please specify)	0.00%	0
Total Respondents: 4		

Q27 We will conduct focus groups with award earners about their experience at Miramar College in the future. Are you interested in being contacted for participation?

Answered: 4 Skipped: 2



ANSWER CHOICES	RESPONSES	
Yes (make to provide contact information above)	50.00%	2
No	50.00%	2
TOTAL		4