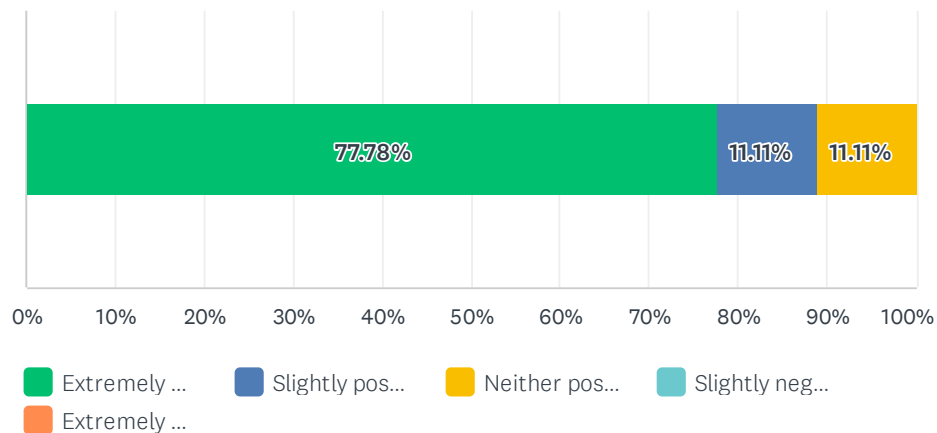


Q1 How positive or negative are your interactions with other members of your business department?

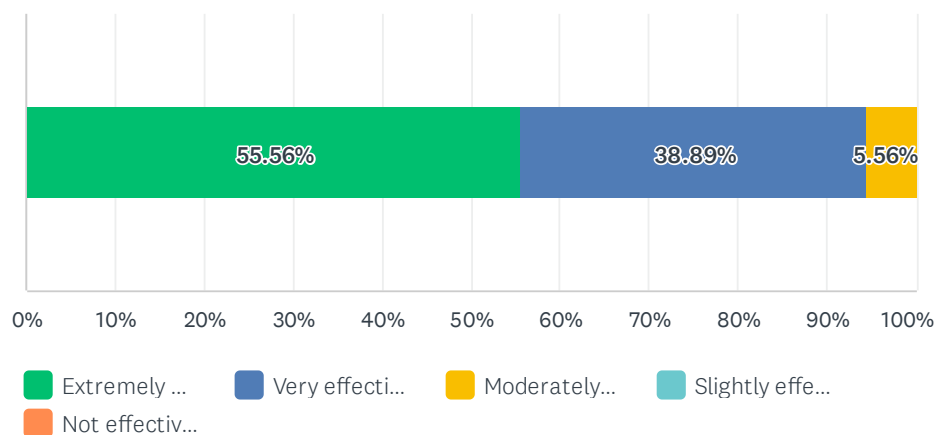
Answered: 18 Skipped: 0



ANSWER CHOICES	RESPONSES	
Extremely positive	77.78%	14
Slightly positive	11.11%	2
Neither positive nor negative	11.11%	2
Slightly negative	0.00%	0
Extremely negative	0.00%	0
TOTAL		18

Q2 How effective is the leadership of your business department?

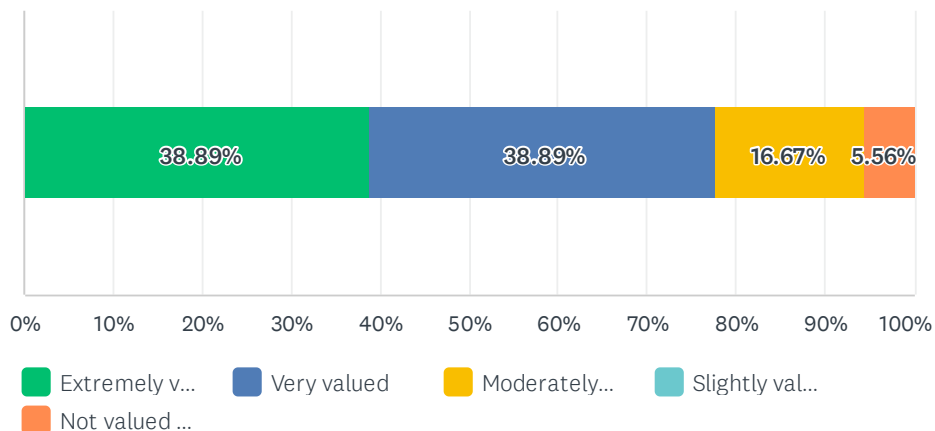
Answered: 18 Skipped: 0



ANSWER CHOICES	RESPONSES	
Extremely effective	55.56%	10
Very effective	38.89%	7
Moderately effective	5.56%	1
Slightly effective	0.00%	0
Not effective at all	0.00%	0
TOTAL		18

Q3 How valued do feel your input and opinions are to business department leaders?

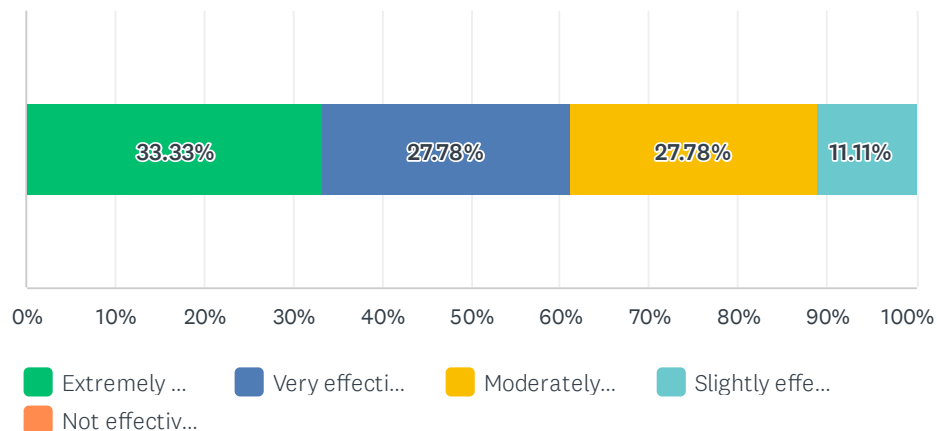
Answered: 18 Skipped: 0



ANSWER CHOICES	RESPONSES	
Extremely valued	38.89%	7
Very valued	38.89%	7
Moderately valued	16.67%	3
Slightly valued	0.00%	0
Not valued at all	5.56%	1
TOTAL		18

Q4 How effectively are your talents being utilized by the business department?

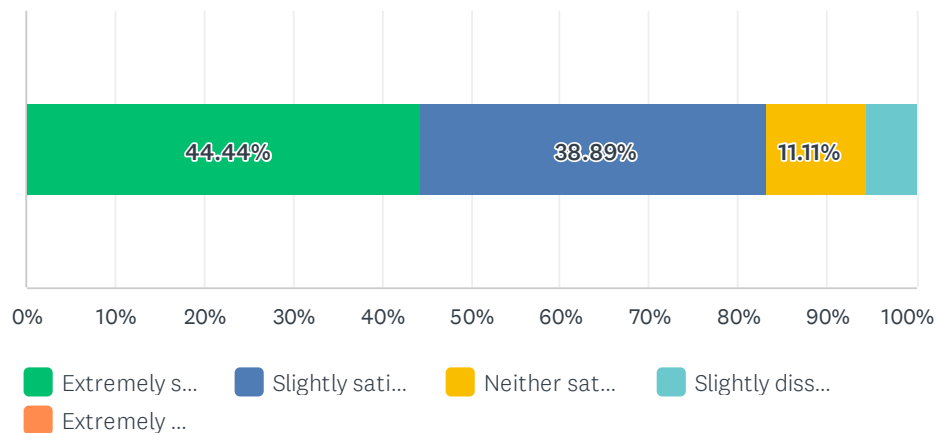
Answered: 18 Skipped: 0



ANSWER CHOICES	RESPONSES	
Extremely effectively	33.33%	6
Very effectively	27.78%	5
Moderately effectively	27.78%	5
Slightly effectively	11.11%	2
Not effectively at all	0.00%	0
TOTAL		18

Q5 How satisfied or dissatisfied are you with the college administration at [school/university]?

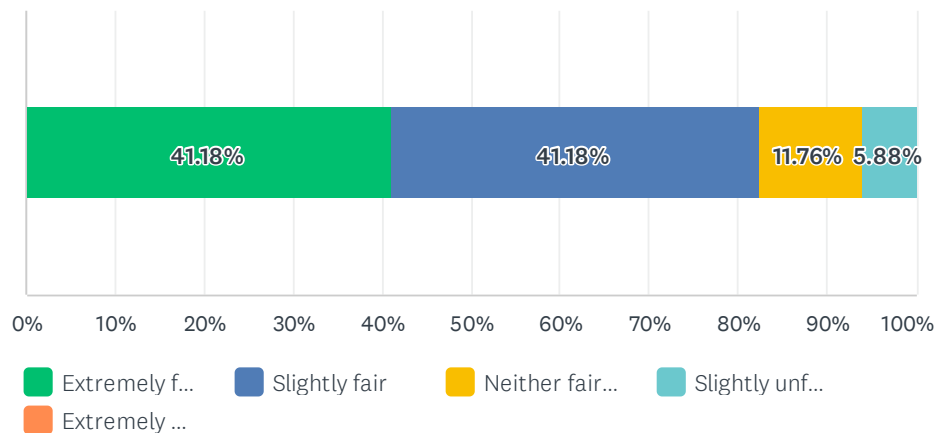
Answered: 18 Skipped: 0



ANSWER CHOICES	RESPONSES	
Extremely satisfied	44.44%	8
Slightly satisfied	38.89%	7
Neither satisfied nor dissatisfied	11.11%	2
Slightly dissatisfied	5.56%	1
Extremely dissatisfied	0.00%	0
TOTAL		18

Q6 How fair or unfair are the administrative procedures at [school/university]?

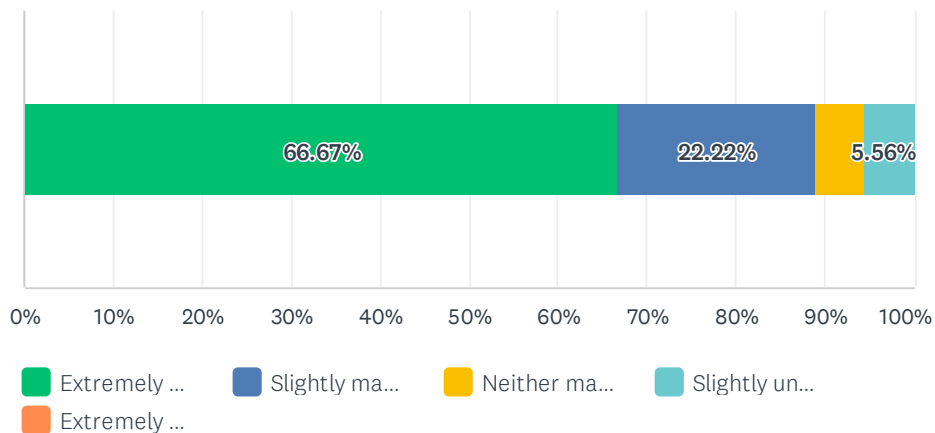
Answered: 17 Skipped: 1



ANSWER CHOICES	RESPONSES	
Extremely fair	41.18%	7
Slightly fair	41.18%	7
Neither fair nor unfair	11.76%	2
Slightly unfair	5.88%	1
Extremely unfair	0.00%	0
TOTAL		17

Q7 How manageable or unmanageable is your teaching requirement at [school/university]?

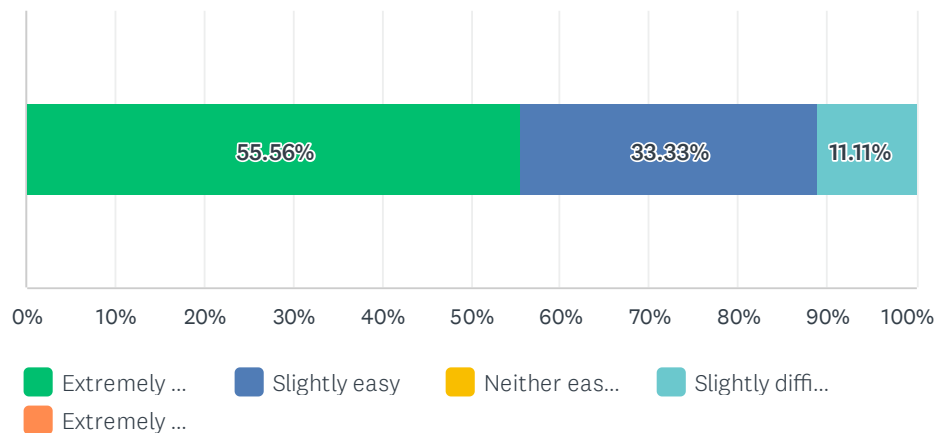
Answered: 18 Skipped: 0



ANSWER CHOICES	RESPONSES	
Extremely manageable	66.67%	12
Slightly manageable	22.22%	4
Neither manageable nor unmanageable	5.56%	1
Slightly unmanageable	5.56%	1
Extremely unmanageable	0.00%	0
TOTAL		18

Q8 How easy or difficult is it to focus on your students' education and wellbeing?

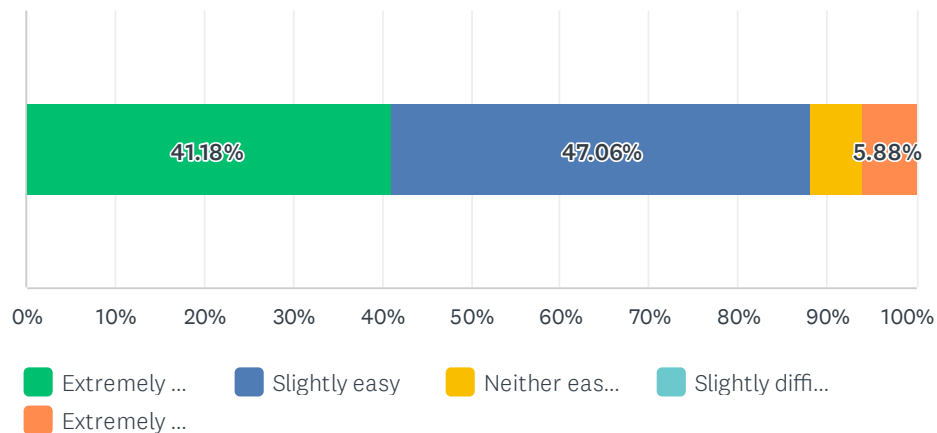
Answered: 18 Skipped: 0



ANSWER CHOICES	RESPONSES	
Extremely easy	55.56%	10
Slightly easy	33.33%	6
Neither easy nor difficult	0.00%	0
Slightly difficult	11.11%	2
Extremely difficult	0.00%	0
TOTAL		18

Q9 How easy or difficult is it to obtain the resources that you need for teaching at [school/university]?

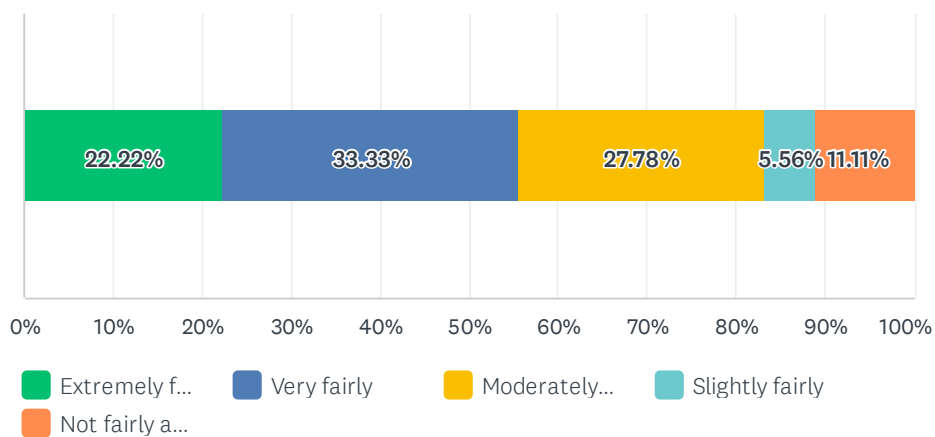
Answered: 17 Skipped: 1



ANSWER CHOICES	RESPONSES	
Extremely easy	41.18%	7
Slightly easy	47.06%	8
Neither easy nor difficult	5.88%	1
Slightly difficult	0.00%	0
Extremely difficult	5.88%	1
TOTAL		17

Q10 How fairly are you compensated for your work at [school/university]?

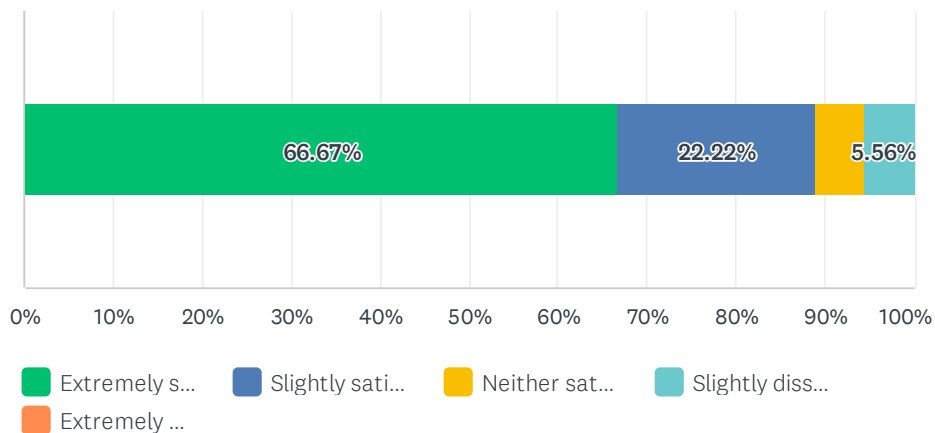
Answered: 18 Skipped: 0



ANSWER CHOICES	RESPONSES	
Extremely fairly	22.22%	4
Very fairly	33.33%	6
Moderately fairly	27.78%	5
Slightly fairly	5.56%	1
Not fairly at all	11.11%	2
TOTAL		18

Q11 Overall, how satisfied or dissatisfied were you with [school/university] as a place to work?

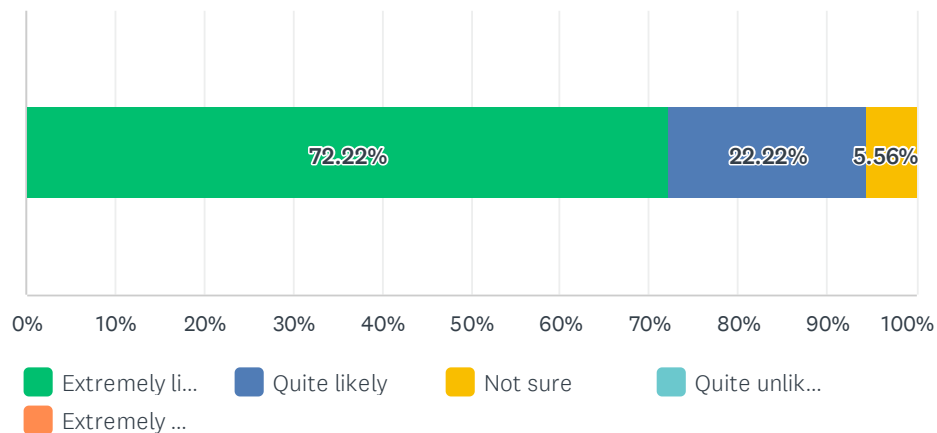
Answered: 18 Skipped: 0



ANSWER CHOICES	RESPONSES	
Extremely satisfied	66.67%	12
Slightly satisfied	22.22%	4
Neither satisfied nor dissatisfied	5.56%	1
Slightly dissatisfied	5.56%	1
Extremely dissatisfied	0.00%	0
TOTAL		18

Q12 How likely or unlikely are you stay at [school/university] for the next year?

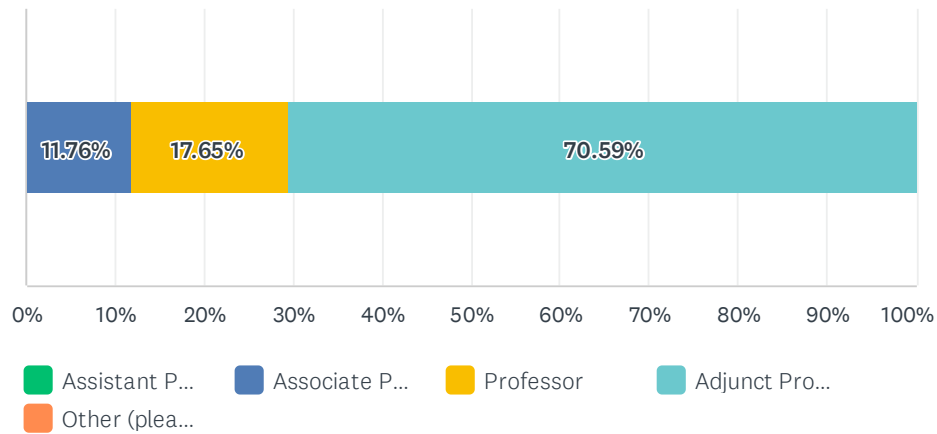
Answered: 18 Skipped: 0



ANSWER CHOICES	RESPONSES	
Extremely likely	72.22%	13
Quite likely	22.22%	4
Not sure	5.56%	1
Quite unlikely	0.00%	0
Extremely unlikely	0.00%	0
TOTAL		18

Q13 What is the title of your current position in the Business Department?

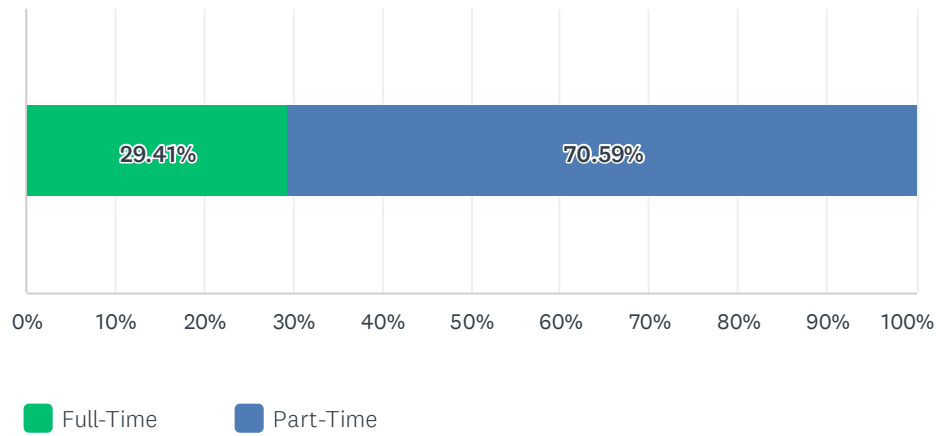
Answered: 17 Skipped: 1



ANSWER CHOICES	RESPONSES	
Assistant Professor	0.00%	0
Associate Professor	11.76%	2
Professor	17.65%	3
Adjunct Professor	70.59%	12
Other (please specify)	0.00%	0
TOTAL		17

Q14 Are you a full-time or part-time faculty member?

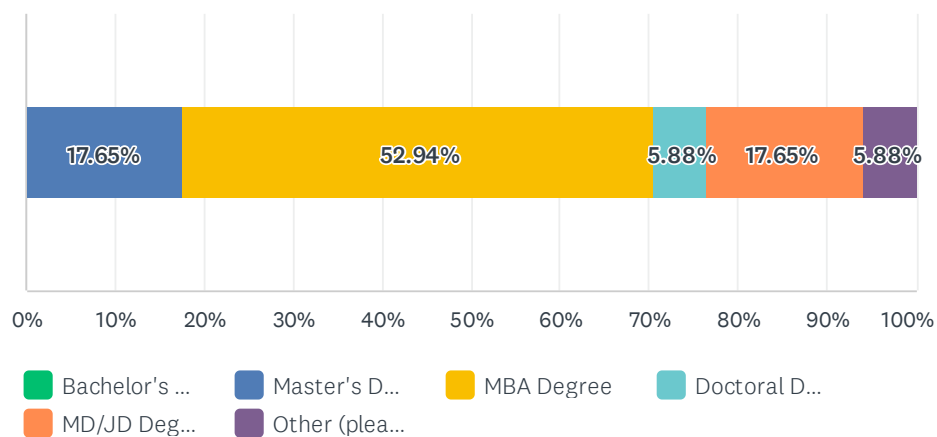
Answered: 17 Skipped: 1



ANSWER CHOICES	RESPONSES	
Full-Time	29.41%	5
Part-Time	70.59%	12
TOTAL		17

Q15 What is the highest level of education you have received?

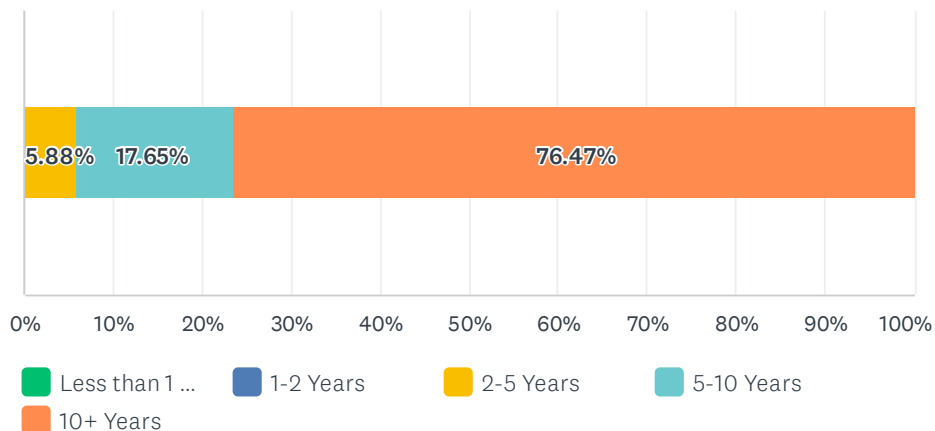
Answered: 17 Skipped: 1



ANSWER CHOICES	RESPONSES	
Bachelor's Degree	0.00%	0
Master's Degree (non-business)	17.65%	3
MBA Degree	52.94%	9
Doctoral Degree	5.88%	1
MD/JD Degree	17.65%	3
Other (please specify)	5.88%	1
TOTAL		17

Q16 How long have you been teaching including all faculty positions you have held at all colleges/universities?

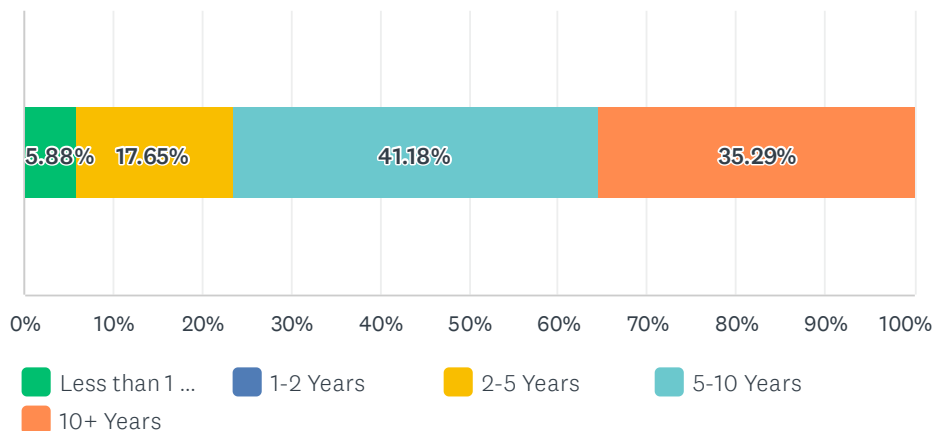
Answered: 17 Skipped: 1



ANSWER CHOICES	RESPONSES	
Less than 1 Year	0.00%	0
1-2 Years	0.00%	0
2-5 Years	5.88%	1
5-10 Years	17.65%	3
10+ Years	76.47%	13
TOTAL		17

Q17 How long have you been teaching in the Business Department at San Diego Miramar College?

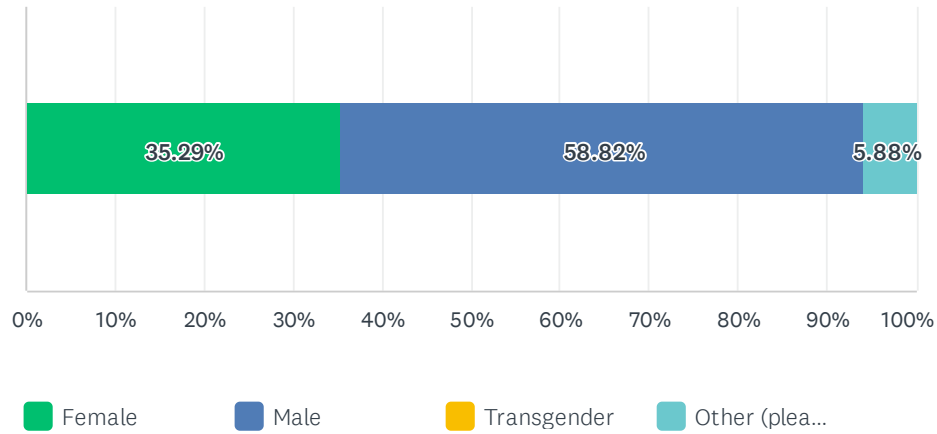
Answered: 17 Skipped: 1



ANSWER CHOICES	RESPONSES	
Less than 1 Year	5.88%	1
1-2 Years	0.00%	0
2-5 Years	17.65%	3
5-10 Years	41.18%	7
10+ Years	35.29%	6
TOTAL		17

Q18 What is your gender identity?

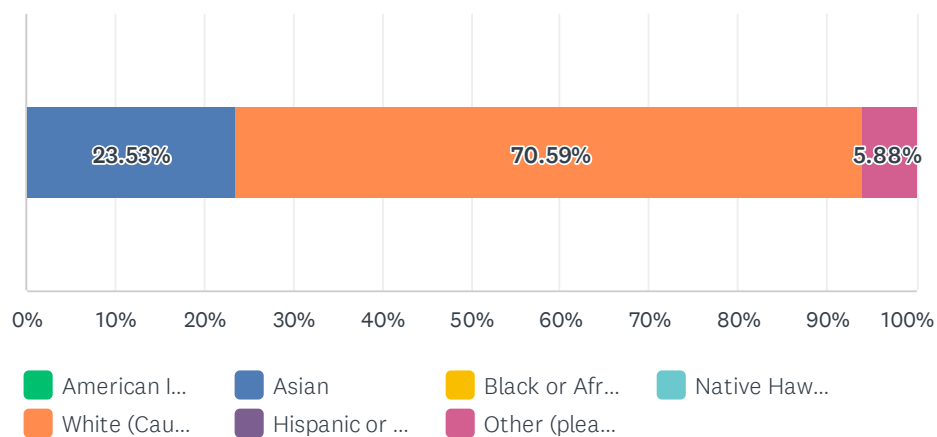
Answered: 17 Skipped: 1



ANSWER CHOICES	RESPONSES	
Female	35.29%	6
Male	58.82%	10
Transgender	0.00%	0
Other (please specify)	5.88%	1
TOTAL		17

Q19 What is your race/ethnic background?

Answered: 17 Skipped: 1



ANSWER CHOICES	RESPONSES	
American Indian or Alaska Native	0.00%	0
Asian	23.53%	4
Black or African American	0.00%	0
Native Hawaiian or Other Pacific Islander	0.00%	0
White (Caucasian)	70.59%	12
Hispanic or Latinx	0.00%	0
Other (please specify)	5.88%	1
TOTAL		17