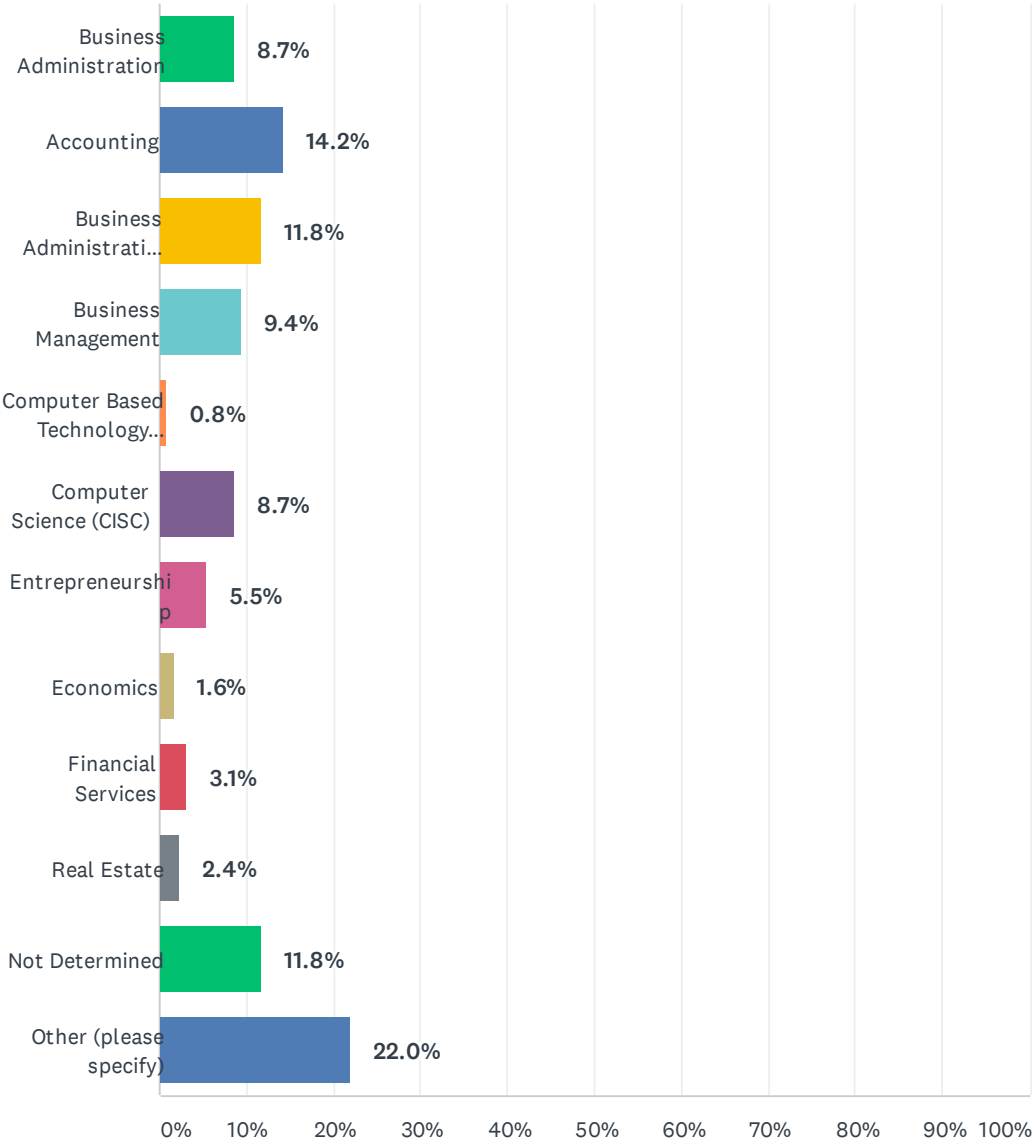


Q1 What is your academic major at Miramar College?

Answered: 127 Skipped: 13



Business Student Satisfaction Survey

ANSWER CHOICES	RESPONSES	
Business Administration	8.7%	11
Accounting	14.2%	18
Business Administration - Transfer	11.8%	15
Business Management	9.4%	12
Computer Based Technology (CBTE)	0.8%	1
Computer Science (CISC)	8.7%	11
Entrepreneurship	5.5%	7
Economics	1.6%	2
Financial Services	3.1%	4
Real Estate	2.4%	3
Not Determined	11.8%	15
Other (please specify)	22.0%	28
TOTAL		127

#	OTHER (PLEASE SPECIFY)	DATE
1	Cyber Security	5/12/2021 1:04 AM
2	Sociology	5/10/2021 12:57 PM
3	exercise science	5/10/2021 12:44 PM
4	fire technology	5/10/2021 12:41 PM
5	Aviation Operations	5/10/2021 10:57 AM
6	Communications	5/10/2021 9:52 AM
7	Marketing	4/20/2021 1:13 PM
8	Art History	4/20/2021 10:37 AM
9	Yoga teacher training	4/20/2021 9:07 AM
10	accounting and real estate	4/2/2020 8:43 PM
11	World language	4/2/2020 9:26 AM
12	medical Lab	4/1/2020 12:28 PM
13	Stats	4/1/2020 11:46 AM
14	psychology	4/1/2020 10:33 AM
15	Psychology	3/30/2020 5:50 PM
16	Accounting	3/29/2020 7:50 PM
17	Public Administration	3/27/2020 10:35 PM
18	Accountancy	3/27/2020 10:54 AM
19	Accounting	3/20/2020 3:56 PM
20	Paralegal	3/20/2020 2:32 PM
21	Construction management	3/20/2020 11:37 AM

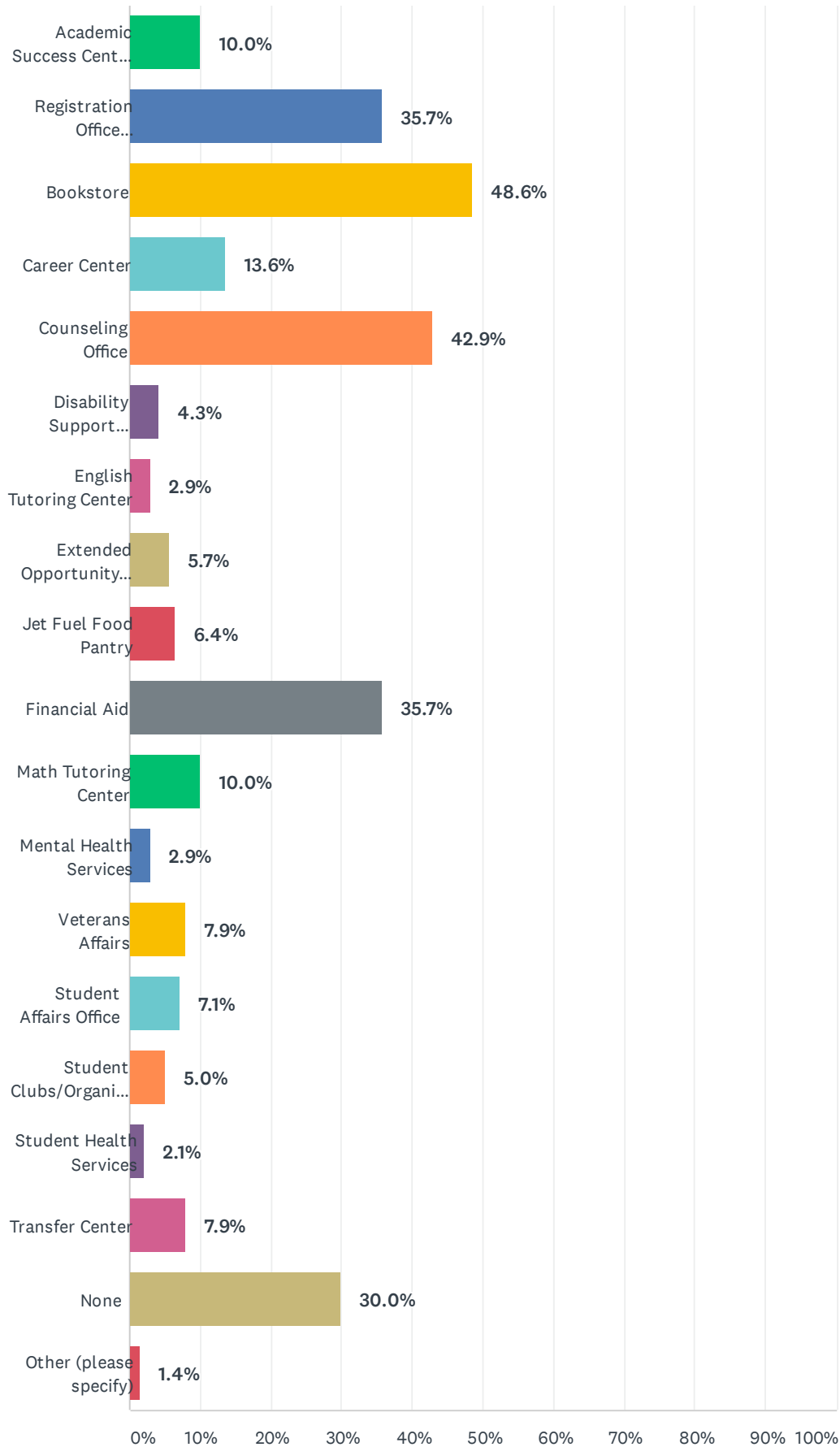
Business Student Satisfaction Survey

22	Finance	3/20/2020 11:18 AM
23	AS in Accounting	3/13/2020 5:11 PM
24	Accounting Transfer	3/13/2020 11:29 AM
25	working towards Accountancy Certificate	3/12/2020 3:46 PM
26	para legal	3/6/2020 3:53 PM
27	Administration of Justice	3/6/2020 10:49 AM
28	just taking courses to satisfy requirement for CPA test	3/6/2020 10:45 AM

**Q2 Which on-campus service(s) have you utilized at Miramar College?
Please check all that apply.**

Answered: 140 Skipped: 0

Business Student Satisfaction Survey



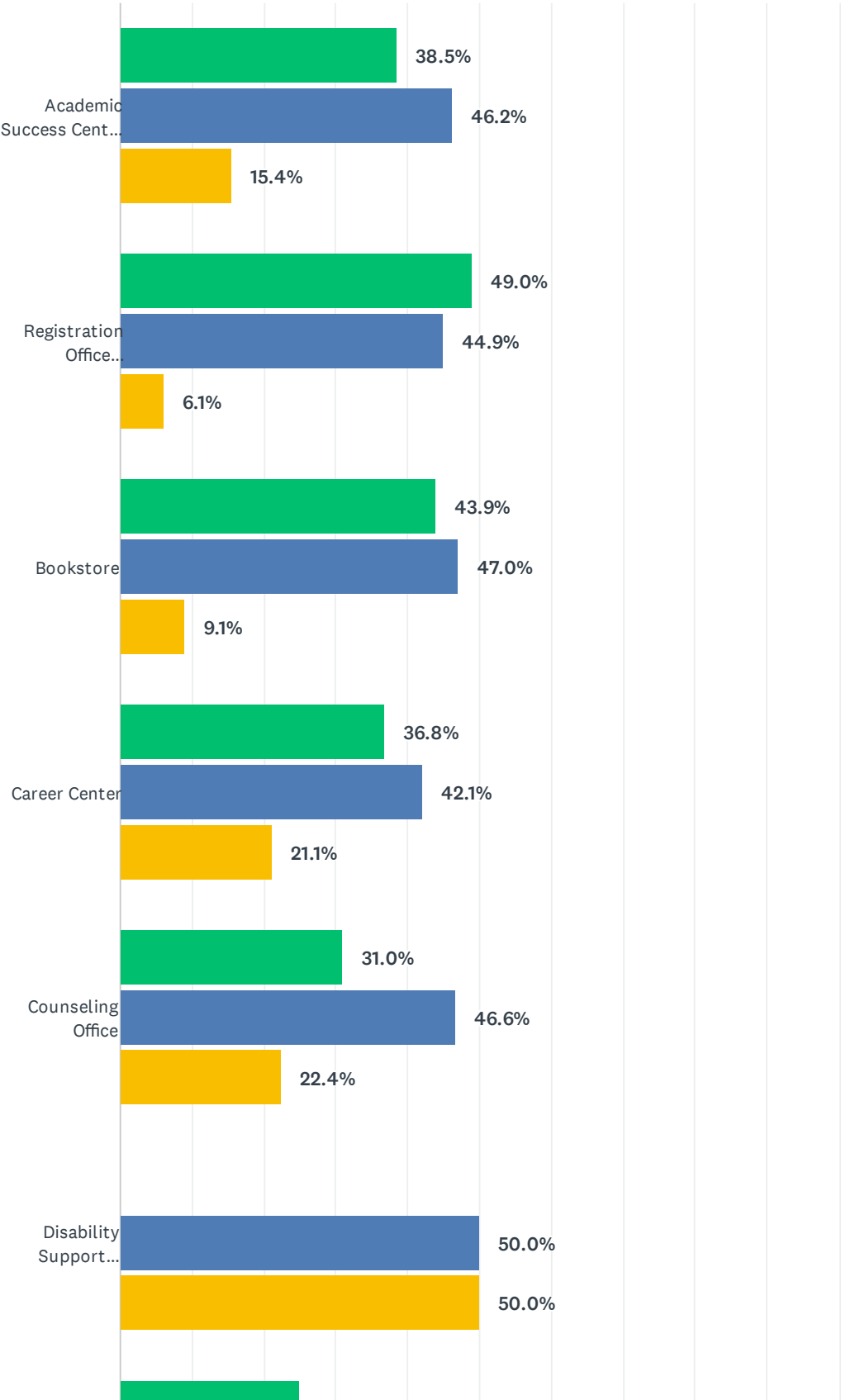
Business Student Satisfaction Survey

ANSWER CHOICES	RESPONSES	
Academic Success Center (formerly The Place)	10.0%	14
Registration Office (Admissions & Records)	35.7%	50
Bookstore	48.6%	68
Career Center	13.6%	19
Counseling Office	42.9%	60
Disability Support Programs and Services (DSPS)	4.3%	6
English Tutoring Center	2.9%	4
Extended Opportunity Programs & Services (EOPS)	5.7%	8
Jet Fuel Food Pantry	6.4%	9
Financial Aid	35.7%	50
Math Tutoring Center	10.0%	14
Mental Health Services	2.9%	4
Veterans Affairs	7.9%	11
Student Affairs Office	7.1%	10
Student Clubs/Organizations	5.0%	7
Student Health Services	2.1%	3
Transfer Center	7.9%	11
None	30.0%	42
Other (please specify)	1.4%	2
Total Respondents: 140		

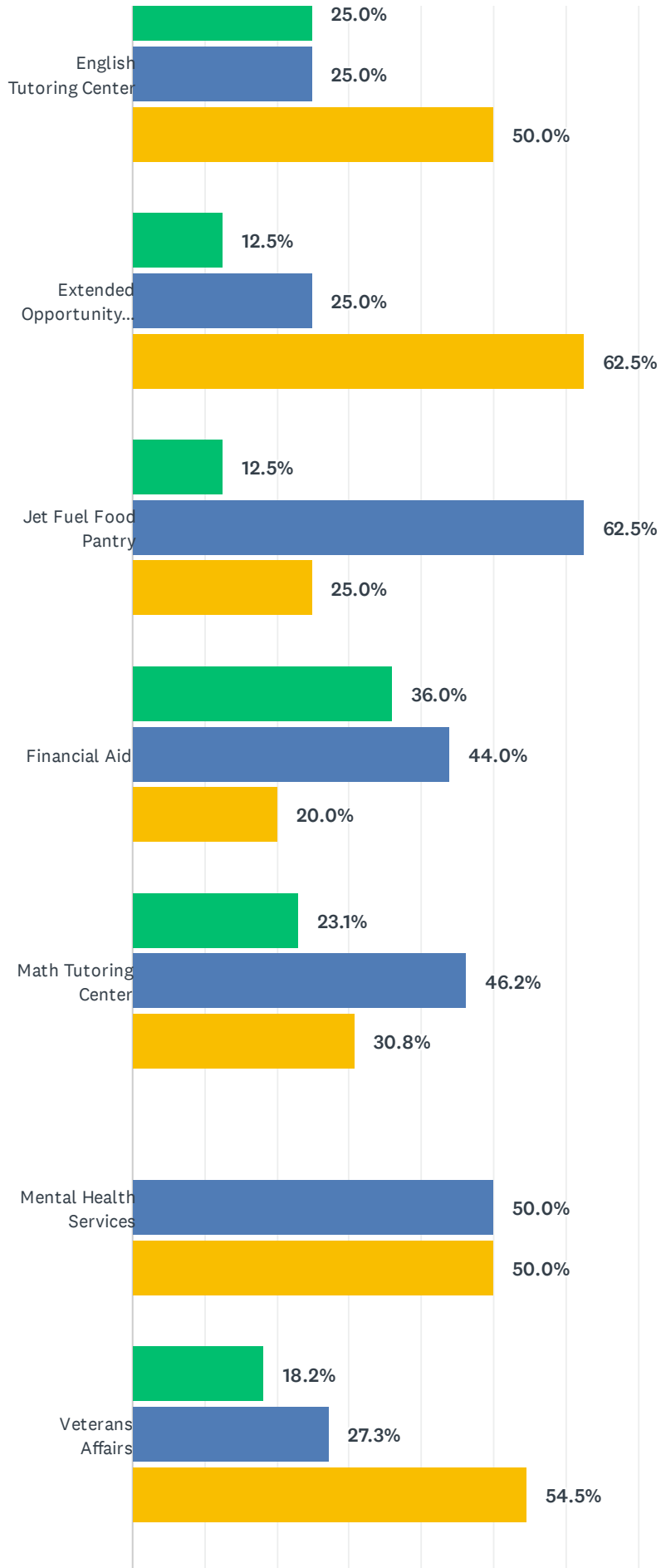
#	OTHER (PLEASE SPECIFY)	DATE
1	Farmers market	3/28/2020 10:31 AM
2	Library	3/16/2020 10:43 AM

Q3 How often did you use the following service(s)?

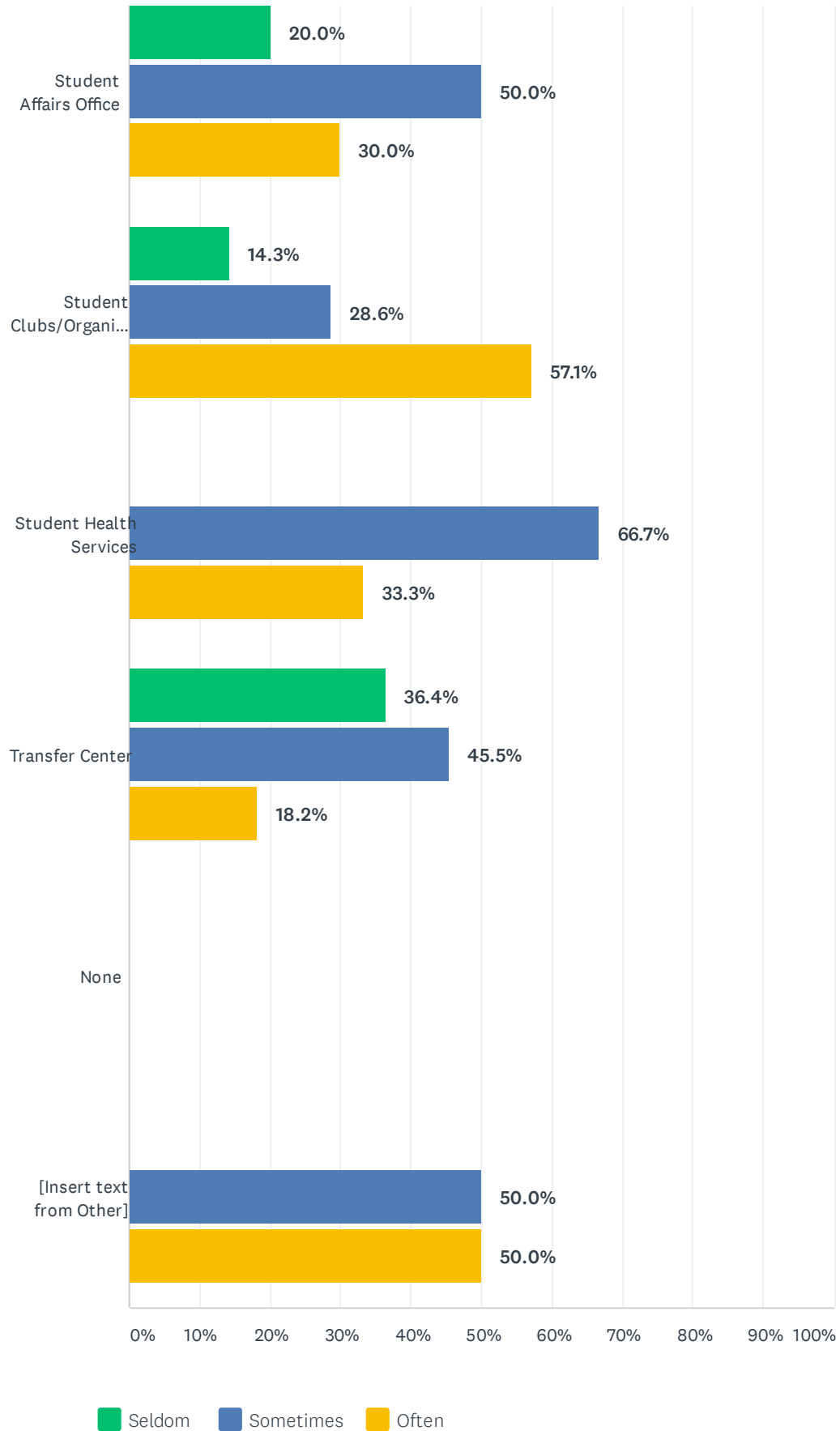
Answered: 96 Skipped: 44



Business Student Satisfaction Survey



Business Student Satisfaction Survey



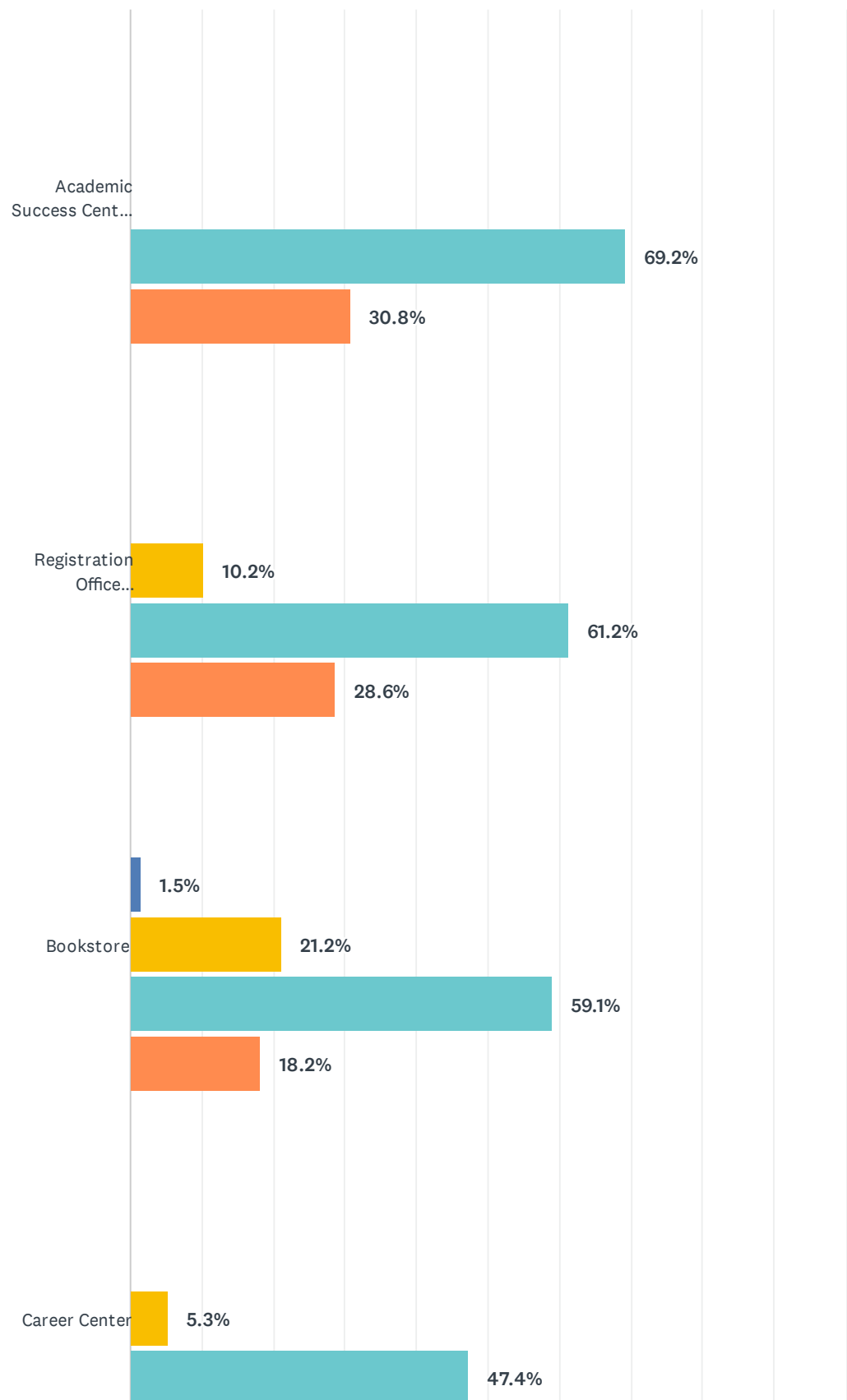
Business Student Satisfaction Survey

	SELDOM	SOMETIMES	OFTEN	TOTAL	WEIGHTED AVERAGE
Academic Success Center (formerly The Place)	38.5% 5	46.2% 6	15.4% 2	13	1.77
Registration Office (Admissions & Records)	49.0% 24	44.9% 22	6.1% 3	49	1.57
Bookstore	43.9% 29	47.0% 31	9.1% 6	66	1.65
Career Center	36.8% 7	42.1% 8	21.1% 4	19	1.84
Counseling Office	31.0% 18	46.6% 27	22.4% 13	58	1.91
Disability Support Programs and Services (DSPS)	0.0% 0	50.0% 3	50.0% 3	6	2.50
English Tutoring Center	25.0% 1	25.0% 1	50.0% 2	4	2.25
Extended Opportunity Programs & Services (EOPS)	12.5% 1	25.0% 2	62.5% 5	8	2.50
Jet Fuel Food Pantry	12.5% 1	62.5% 5	25.0% 2	8	2.13
Financial Aid	36.0% 18	44.0% 22	20.0% 10	50	1.84
Math Tutoring Center	23.1% 3	46.2% 6	30.8% 4	13	2.08
Mental Health Services	0.0% 0	50.0% 2	50.0% 2	4	2.50
Veterans Affairs	18.2% 2	27.3% 3	54.5% 6	11	2.36
Student Affairs Office	20.0% 2	50.0% 5	30.0% 3	10	2.10
Student Clubs/Organizations	14.3% 1	28.6% 2	57.1% 4	7	2.43
Student Health Services	0.0% 0	66.7% 2	33.3% 1	3	2.33
Transfer Center	36.4% 4	45.5% 5	18.2% 2	11	1.82
None	0.0% 0	0.0% 0	0.0% 0	0	0.00
[Insert text from Other]	0.0% 0	50.0% 1	50.0% 1	2	2.50

#	COMMENTS (OPTIONAL)	DATE
1	Only used once to grab textbook	3/27/2020 10:47 AM
2	THANK YOU FOR PROVIDING THESE SERVICES	3/20/2020 8:55 PM

Q4 What impact did the service(s) have on reaching your goals?

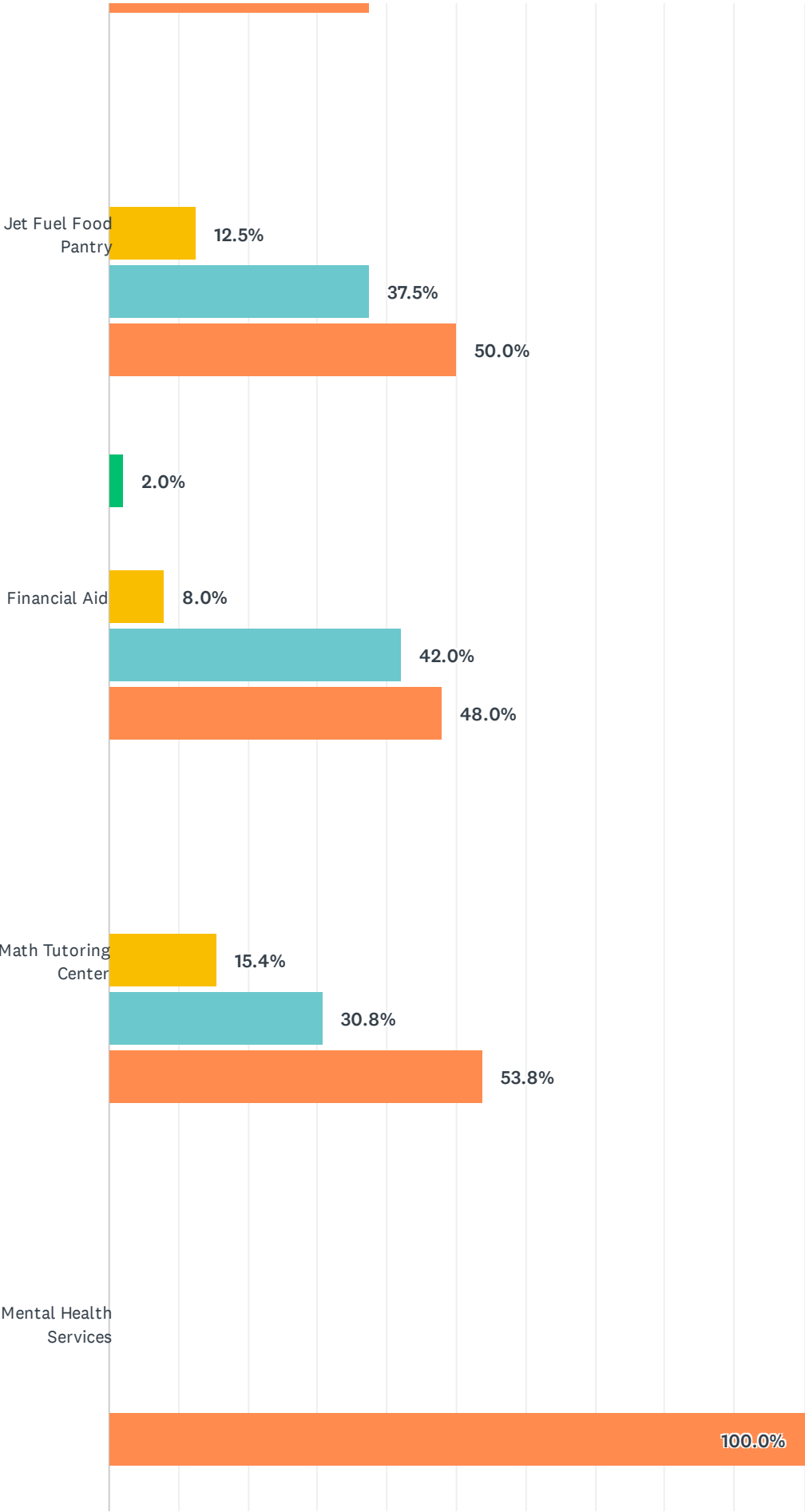
Answered: 96 Skipped: 44



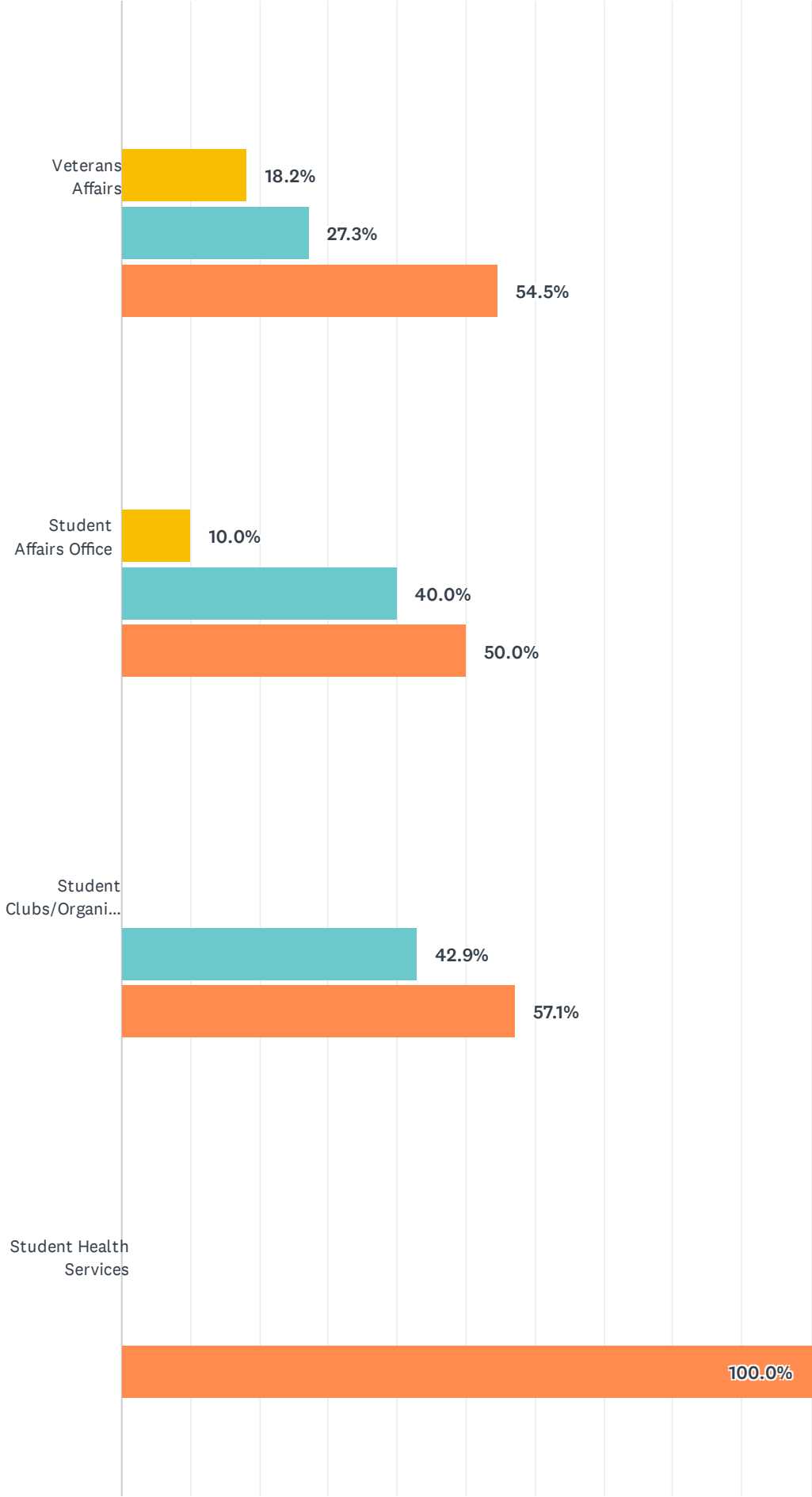
Business Student Satisfaction Survey



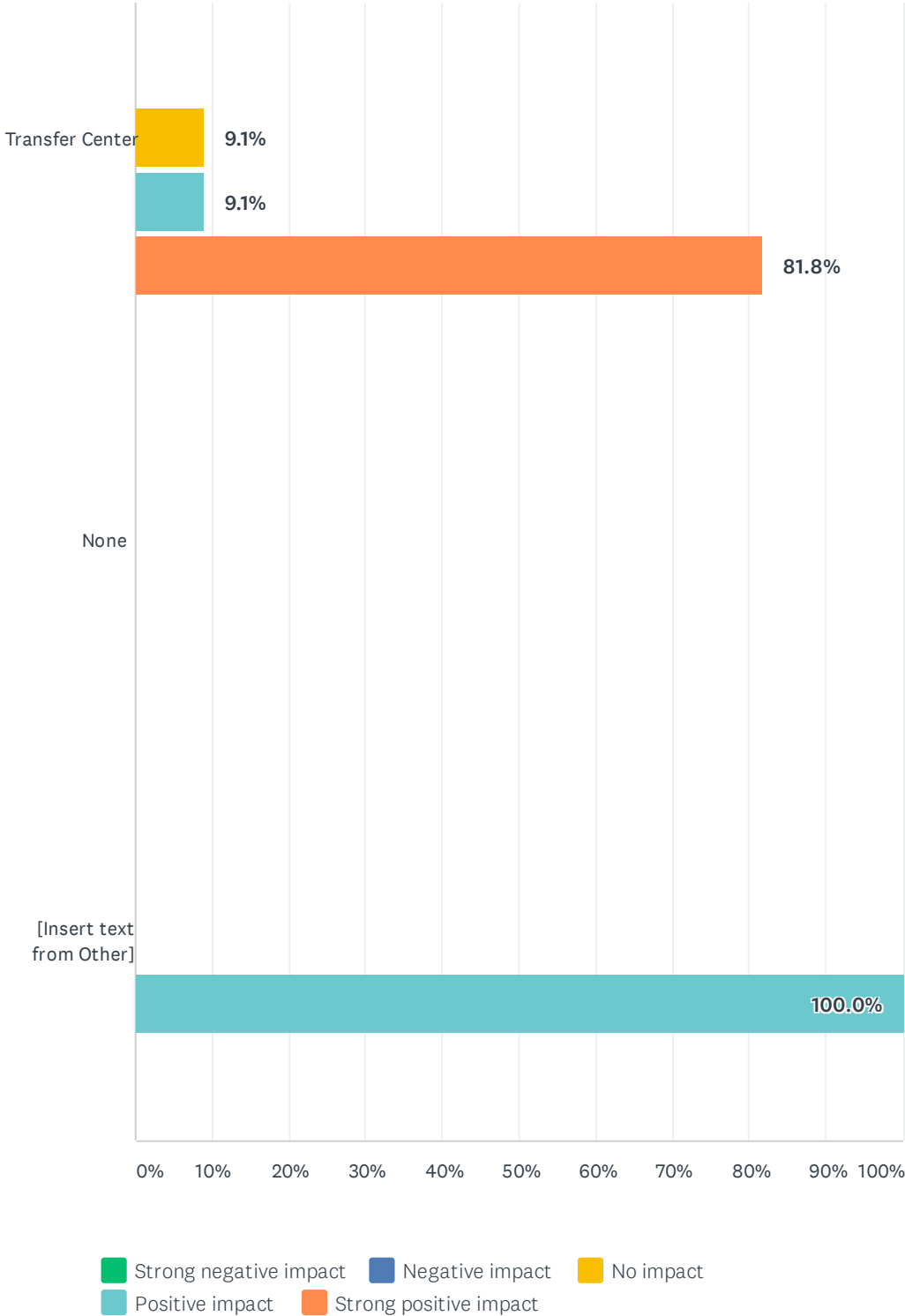
Business Student Satisfaction Survey



Business Student Satisfaction Survey



Business Student Satisfaction Survey



Business Student Satisfaction Survey

	STRONG NEGATIVE IMPACT	NEGATIVE IMPACT	NO IMPACT	POSITIVE IMPACT	STRONG POSITIVE IMPACT	TOTAL	WEIGHTED AVERAGE
Academic Success Center (formerly The Place)	0.0% 0	0.0% 0	0.0% 0	69.2% 9	30.8% 4	13	4.31
Registration Office (Admissions & Records)	0.0% 0	0.0% 0	10.2% 5	61.2% 30	28.6% 14	49	4.18
Bookstore	0.0% 0	1.5% 1	21.2% 14	59.1% 39	18.2% 12	66	3.94
Career Center	0.0% 0	0.0% 0	5.3% 1	47.4% 9	47.4% 9	19	4.42
Counseling Office	1.7% 1	0.0% 0	19.0% 11	37.9% 22	41.4% 24	58	4.17
Disability Support Programs and Services (DSPS)	0.0% 0	0.0% 0	0.0% 0	33.3% 2	66.7% 4	6	4.67
English Tutoring Center	0.0% 0	0.0% 0	0.0% 0	50.0% 2	50.0% 2	4	4.50
Extended Opportunity Programs & Services (EOPS)	0.0% 0	0.0% 0	0.0% 0	62.5% 5	37.5% 3	8	4.38
Jet Fuel Food Pantry	0.0% 0	0.0% 0	12.5% 1	37.5% 3	50.0% 4	8	4.38
Financial Aid	2.0% 1	0.0% 0	8.0% 4	42.0% 21	48.0% 24	50	4.34
Math Tutoring Center	0.0% 0	0.0% 0	15.4% 2	30.8% 4	53.8% 7	13	4.38
Mental Health Services	0.0% 0	0.0% 0	0.0% 0	0.0% 0	100.0% 4	4	5.00
Veterans Affairs	0.0% 0	0.0% 0	18.2% 2	27.3% 3	54.5% 6	11	4.36
Student Affairs Office	0.0% 0	0.0% 0	10.0% 1	40.0% 4	50.0% 5	10	4.40
Student Clubs/Organizations	0.0% 0	0.0% 0	0.0% 0	42.9% 3	57.1% 4	7	4.57
Student Health Services	0.0% 0	0.0% 0	0.0% 0	0.0% 0	100.0% 3	3	5.00
Transfer Center	0.0% 0	0.0% 0	9.1% 1	9.1% 1	81.8% 9	11	4.73
None	0.0% 0	0.0% 0	0.0% 0	0.0% 0	0.0% 0	0	0.00
[Insert text from Other]	0.0% 0	0.0% 0	0.0% 0	100.0% 2	0.0% 0	2	4.00

#	COMMENTS (OPTIONAL)	DATE
1	To be honest, the way the school is set up, it is very stream line for veterans to do pretty much whatever they want with their education.	5/11/2021 10:32 AM
2	THANK YOU FOR PROVIDING THESE SERVICES	3/20/2020 8:55 PM
3	I will say that these services have overall benefitted me in the end, but I did not exactly like	3/5/2020 6:14 PM

Business Student Satisfaction Survey

my experience during either of these services. I felt judged and almost put down by two different counselors at two different meetings.

Q5 Please let us know what, if any, services you expect to use in the future. Briefly tell us how you expect those services to help you.

Answered: 34 Skipped: 106

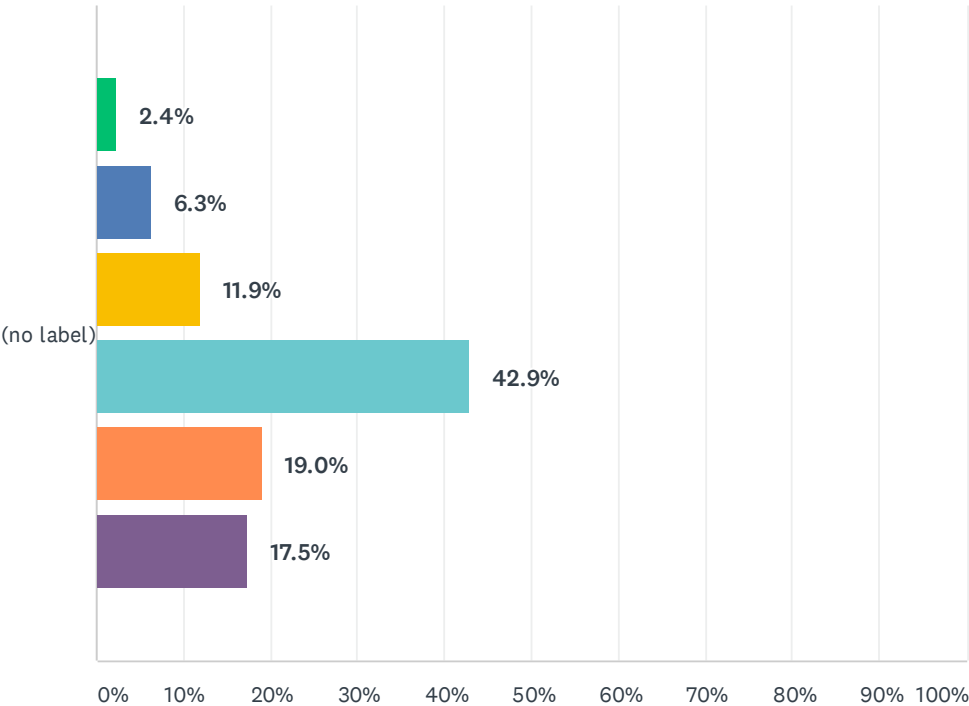
#	RESPONSES	DATE
1	Career Center	5/14/2021 2:10 PM
2	None	5/12/2021 1:04 AM
3	Counseling Office and Career office	5/10/2021 8:59 PM
4	No	5/10/2021 7:36 PM
5	The computer labs, since I need to work on my graphic design projects. Also, access to the Adobe Creative Suite is very helpful and something I expect to and need to use in the future.	5/10/2021 6:16 PM
6	n/a	5/10/2021 12:45 PM
7	none	5/10/2021 12:41 PM
8	N/A	5/10/2021 11:12 AM
9	The year was completely online due to the pandemic and the online services were okay, but I wish that the responses were much faster. However, I do understand why it is the way it is.	5/10/2021 10:09 AM
10	I have utilized financial aid and counseling services, but only online, since the school has not been open. I would like to continue using these services online, rather than in person in the future.	4/27/2021 9:27 PM
11	Transfer Center, Library, Student Services	4/20/2021 9:24 PM
12	I am not sure. Everything has been online.	4/20/2021 6:54 PM
13	I haven't been there so I'm not sure what to expect in the future	4/20/2021 1:14 PM
14	Nothing at this time	4/20/2021 12:11 PM
15	None at this time	4/20/2021 12:07 PM
16	Unknown - tutoring and academic advisor/counselor availability	4/20/2021 11:22 AM
17	Teacher assistance :especially for an online very broad unstructured class. Not being able to email your professor (Tanya) is unacceptable. We have no set class times only office hours two days a week (for two hours) which I can not hop on zoom for because I work. Has made any service of help virtually impossible.	4/20/2021 9:09 AM
18	I am at City Collage, so I use there services, I am just taking one class on Miramar College and it's online	4/1/2020 12:26 PM
19	I will like to to use the tutoring services because being a second language student I have a little difficulty in writing.	4/1/2020 11:24 AM
20	It will help me with my experience	4/1/2020 11:13 AM
21	Na	4/1/2020 10:43 AM
22	None	4/1/2020 10:18 AM
23	Unknown	3/30/2020 3:52 PM
24	Career and housing	3/27/2020 12:09 PM
25	None	3/27/2020 10:29 AM
26	Non	3/20/2020 6:41 PM

Business Student Satisfaction Survey

27	On line classes	3/20/2020 2:08 PM
28	Disability student services since accommodations for the visually impaired are not being implemented.	3/20/2020 12:29 PM
29	NA	3/20/2020 11:15 AM
30	none	3/6/2020 8:50 AM
31	Counseling, career	3/5/2020 7:15 PM
32	Transcripts	3/5/2020 6:28 PM
33	I only want to use online services because it fits better with my schedule	3/5/2020 6:16 PM
34	None, I don't know what any of them mean	3/5/2020 6:16 PM

Q6 There are a sufficient number of General Education courses offered in each semester in order for me to complete my educational goal within a reasonable period of time.

Answered: 126 Skipped: 14

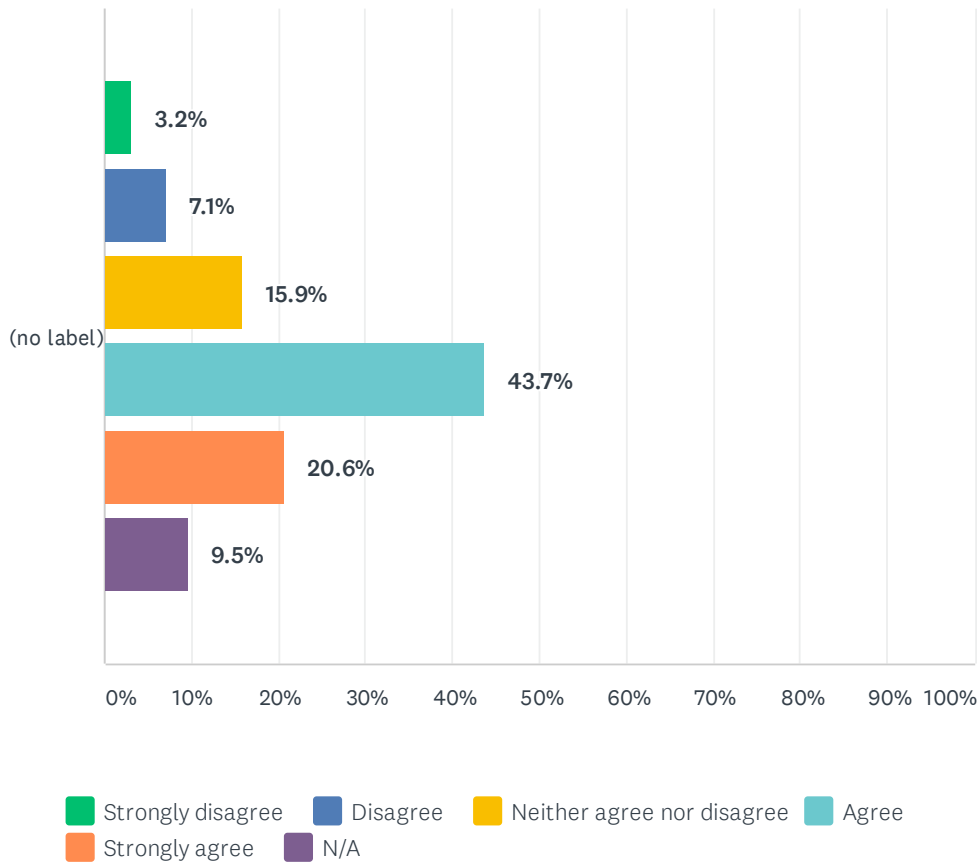


Strongly disagree Disagree Neither agree nor disagree Agree
Strongly agree N/A

	STRONGLY DISAGREE	DISAGREE	NEITHER AGREE NOR DISAGREE	AGREE	STRONGLY AGREE	N/A	TOTAL	WEIGHTED AVERAGE
(no label)	2.4% 3	6.3% 8	11.9% 15	42.9% 54	19.0% 24	17.5% 22	126	3.85

Q7 There are a variety of courses offered in my major each semester so that I can complete my educational goal within a reasonable period of time.

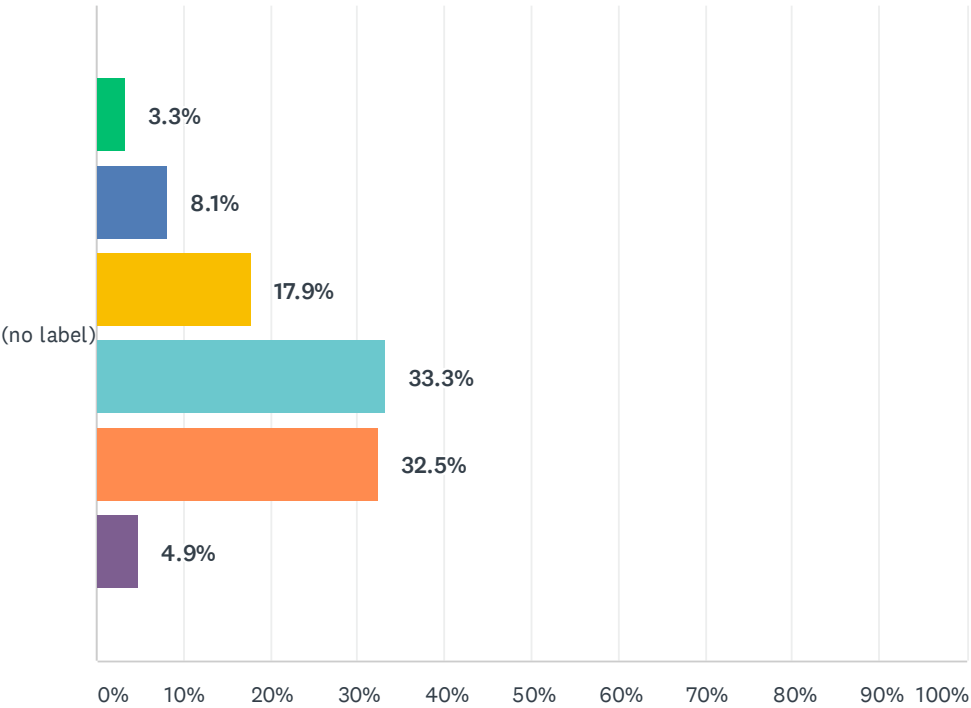
Answered: 126 Skipped: 14



	STRONGLY DISAGREE	DISAGREE	NEITHER AGREE NOR DISAGREE	AGREE	STRONGLY AGREE	N/A	TOTAL	WEIGHTED AVERAGE
(no label)	3.2% 4	7.1% 9	15.9% 20	43.7% 55	20.6% 26	9.5% 12	126	3.79

Q8 I feel at ease talking with my instructor(s) outside of the classroom.

Answered: 123 Skipped: 17

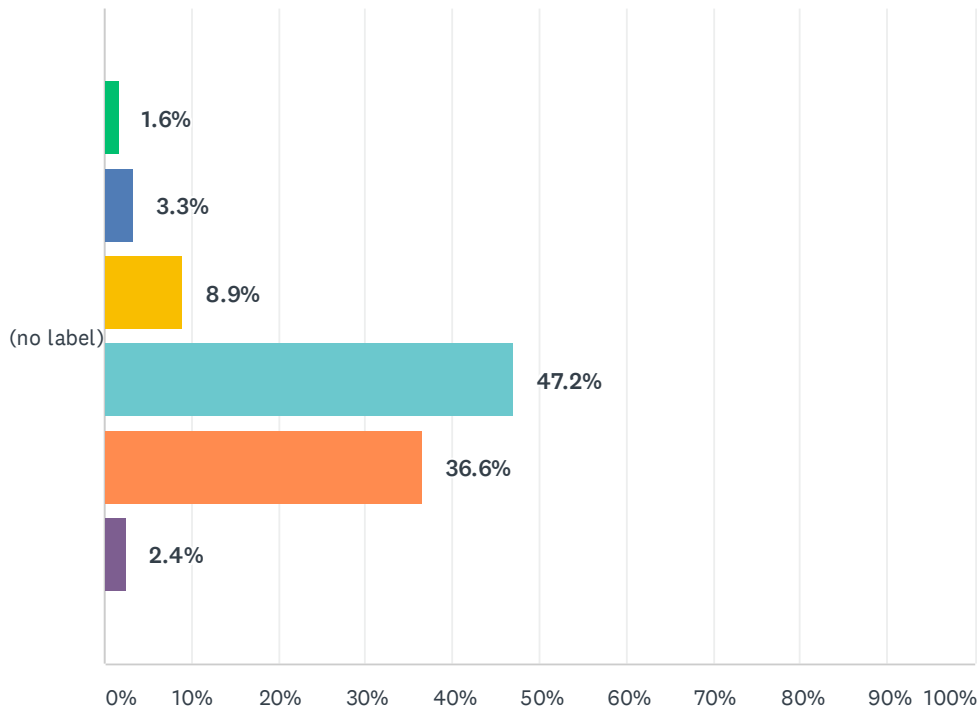


Strongly disagree Disagree Neither agree nor disagree Agree
Strongly agree N/A

	STRONGLY DISAGREE	DISAGREE	NEITHER AGREE NOR DISAGREE	AGREE	STRONGLY AGREE	N/A	TOTAL	WEIGHTED AVERAGE
(no label)	3.3% 4	8.1% 10	17.9% 22	33.3% 41	32.5% 40	4.9% 6	123	3.88

Q9 In general, instructors attempt to be fair and objective in their presentation of course materials.

Answered: 123 Skipped: 17

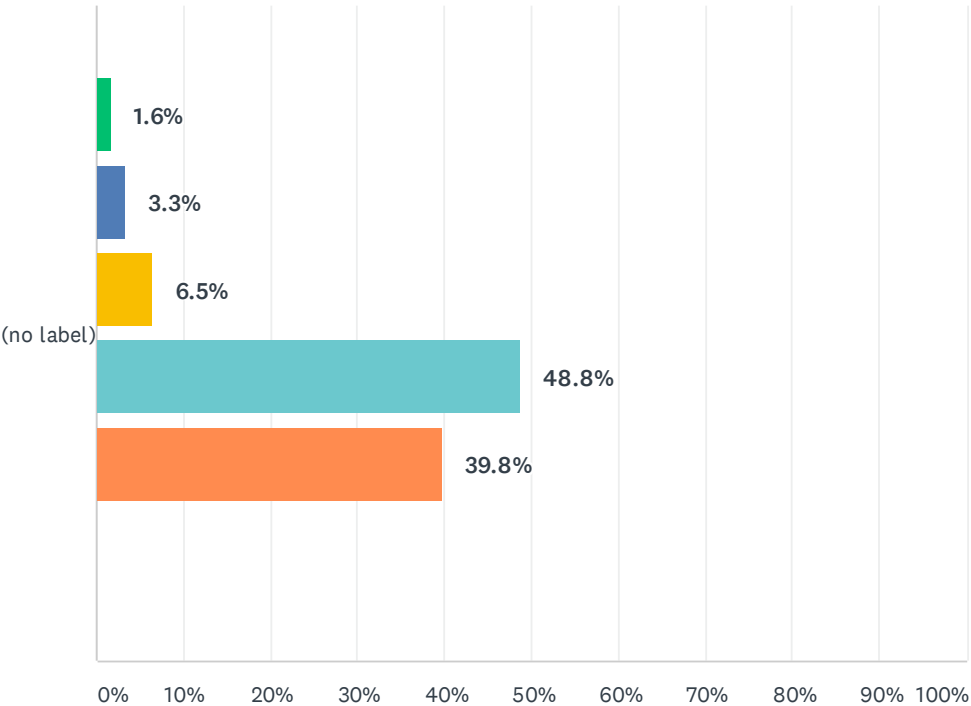


Strongly disagree Disagree Neither agree nor disagree Agree
Strongly agree N/A

	STRONGLY DISAGREE	DISAGREE	NEITHER AGREE NOR DISAGREE	AGREE	STRONGLY AGREE	N/A	TOTAL	WEIGHTED AVERAGE
(no label)	1.6% 2	3.3% 4	8.9% 11	47.2% 58	36.6% 45	2.4% 3	123	4.17

Q10 In general, instructors clearly define how I will be graded.

Answered: 123 Skipped: 17

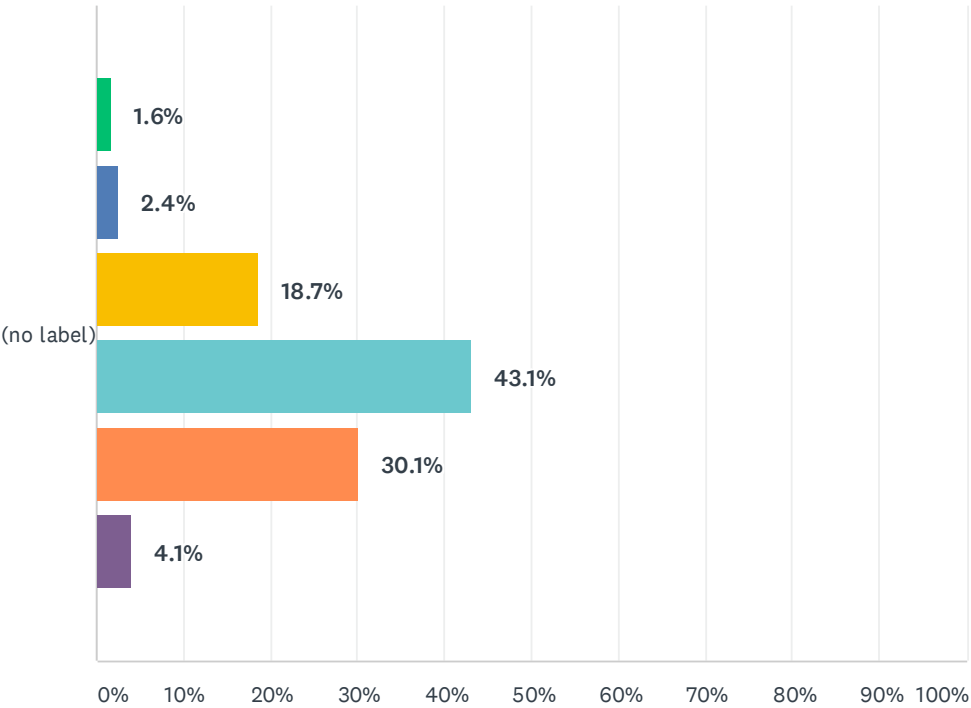


Strongly disagree Disagree Neither agree nor disagree Agree
Strongly agree N/A

	STRONGLY DISAGREE	DISAGREE	NEITHER AGREE NOR DISAGREE	AGREE	STRONGLY AGREE	N/A	TOTAL	WEIGHTED AVERAGE
(no label)	1.6% 2	3.3% 4	6.5% 8	48.8% 60	39.8% 49	0.0% 0	123	4.22

Q11 Instructors are available to help me outside of class.

Answered: 123 Skipped: 17

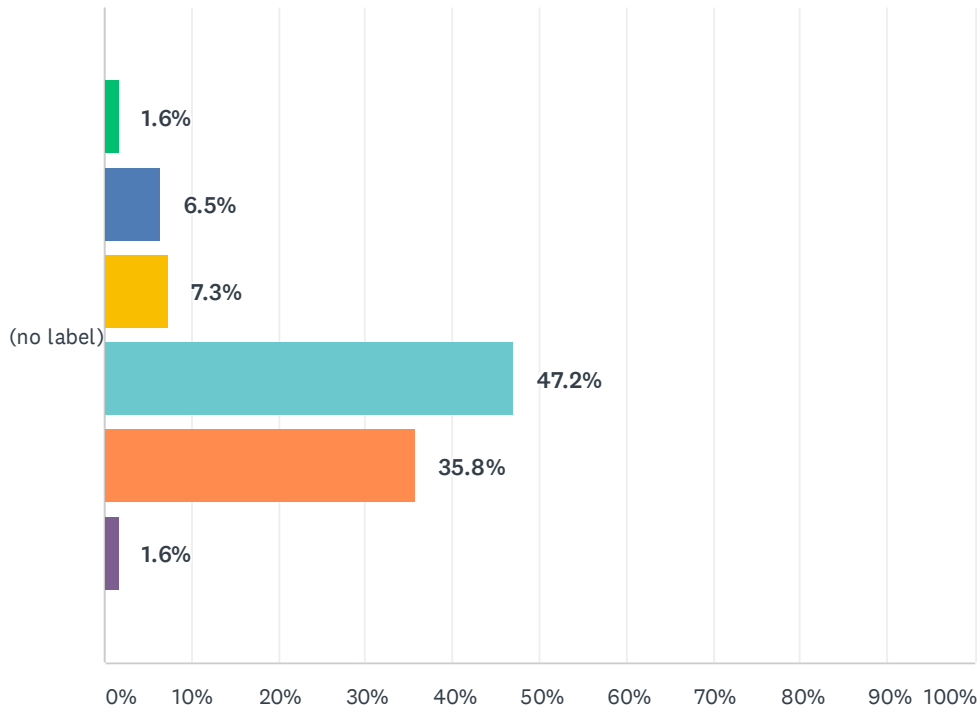


Strongly disagree Disagree Neither agree nor disagree Agree
Strongly agree N/A

	STRONGLY DISAGREE	DISAGREE	NEITHER AGREE NOR DISAGREE	AGREE	STRONGLY AGREE	N/A	TOTAL	WEIGHTED AVERAGE
(no label)	1.6% 2	2.4% 3	18.7% 23	43.1% 53	30.1% 37	4.1% 5	123	4.02

Q12 My instructors inform me about the types of skills or learning outcomes I am expected to master through my classroom activities and assignments.

Answered: 123 Skipped: 17

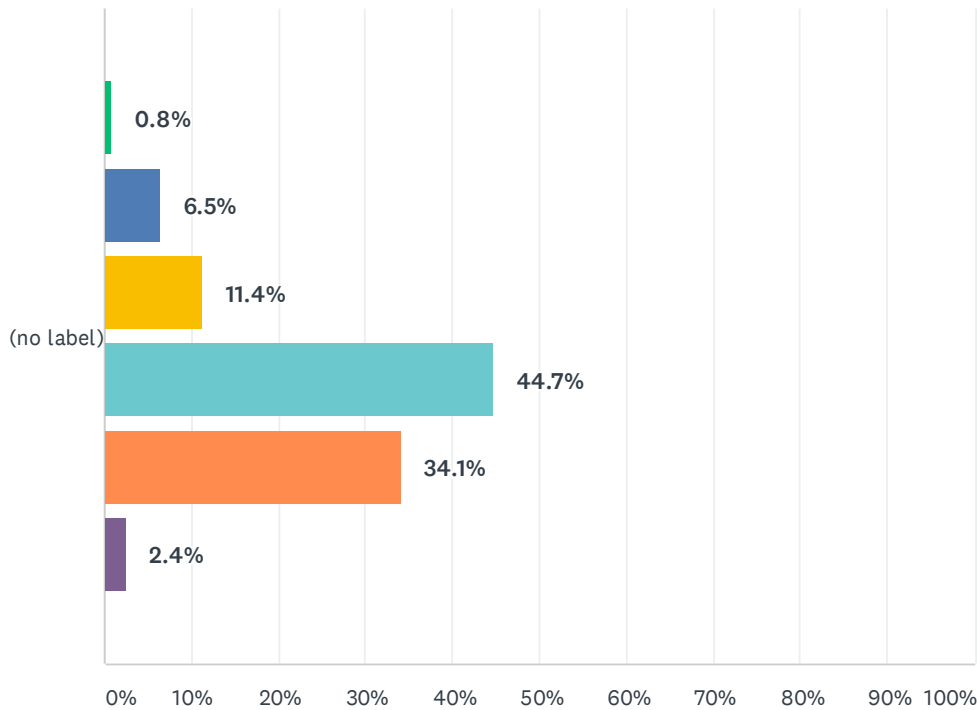


Strongly disagree Disagree Neither agree nor disagree Agree
Strongly agree N/A

	STRONGLY DISAGREE	DISAGREE	NEITHER AGREE NOR DISAGREE	AGREE	STRONGLY AGREE	N/A	TOTAL	WEIGHTED AVERAGE
(no label)	1.6% 2	6.5% 8	7.3% 9	47.2% 58	35.8% 44	1.6% 2	123	4.11

Q13 My instructors tell me how I will be assessed before I begin an assignment or test.

Answered: 123 Skipped: 17

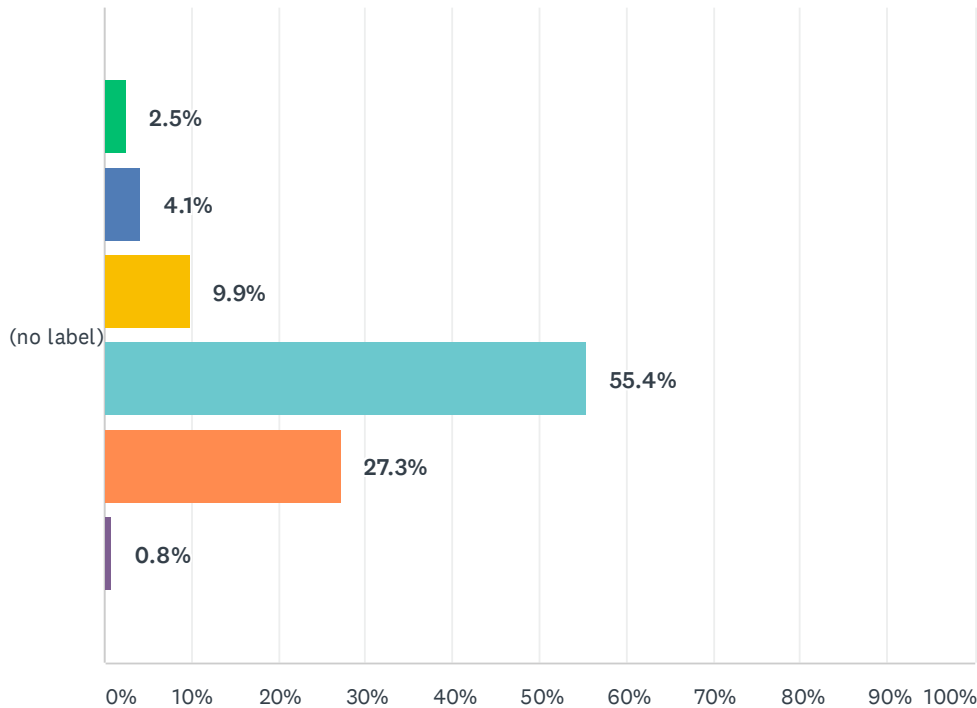


Strongly disagree Disagree Neither agree nor disagree Agree
Strongly agree N/A

	STRONGLY DISAGREE	DISAGREE	NEITHER AGREE NOR DISAGREE	AGREE	STRONGLY AGREE	N/A	TOTAL	WEIGHTED AVERAGE
(no label)	0.8% 1	6.5% 8	11.4% 14	44.7% 55	34.1% 42	2.4% 3	123	4.08

Q14 I believe my courses will prepare me well for future employment.

Answered: 121 Skipped: 19

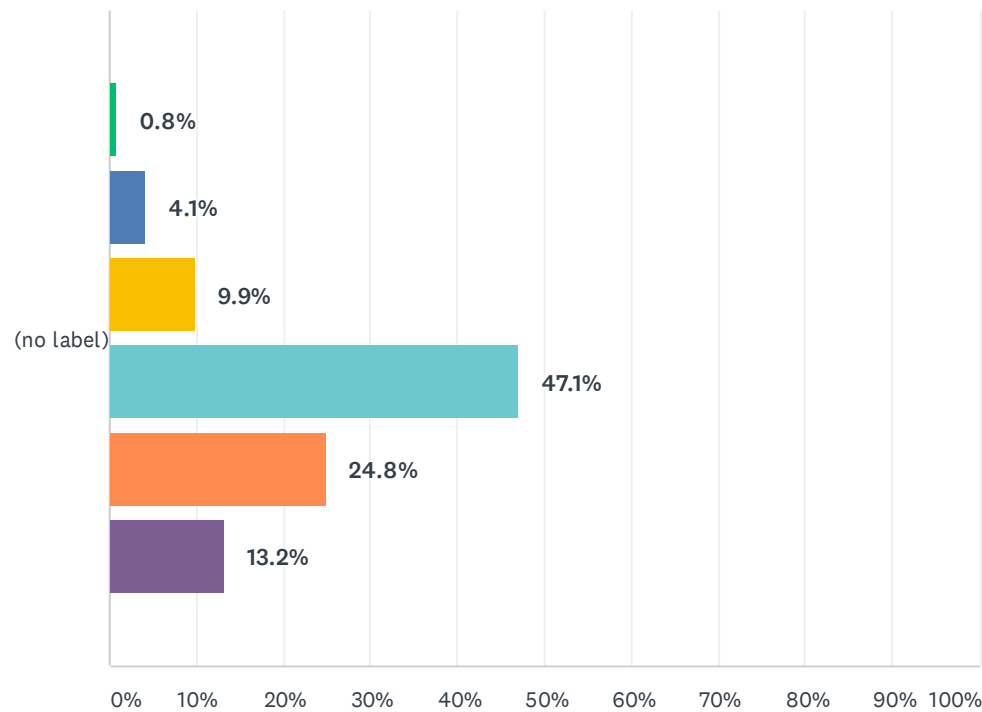


Strongly disagree Disagree Neither agree nor disagree Agree
Strongly agree N/A

	STRONGLY DISAGREE	DISAGREE	NEITHER AGREE NOR DISAGREE	AGREE	STRONGLY AGREE	N/A	TOTAL	WEIGHTED AVERAGE
(no label)	2.5% 3	4.1% 5	9.9% 12	55.4% 67	27.3% 33	0.8% 1	121	4.02

Q15 I believe my courses will prepare me well for transfer to a 4-year university.

Answered: 121 Skipped: 19

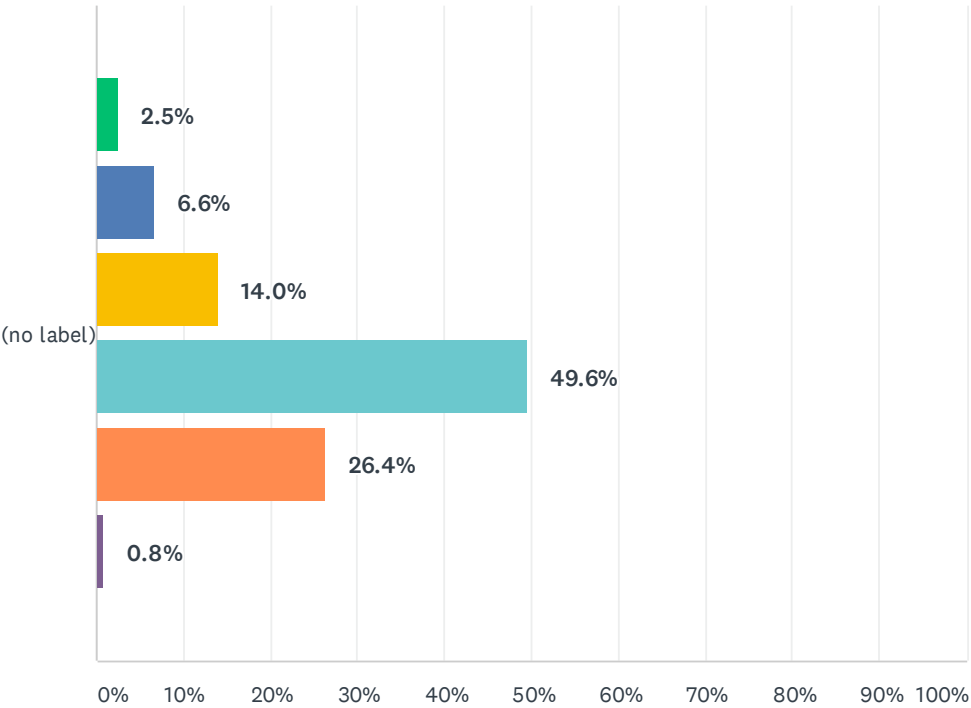


Strongly disagree Disagree Neither agree nor disagree Agree
Strongly agree N/A

	STRONGLY DISAGREE	DISAGREE	NEITHER AGREE NOR DISAGREE	AGREE	STRONGLY AGREE	N/A	TOTAL	WEIGHTED AVERAGE
(no label)	0.8% 1	4.1% 5	9.9% 12	47.1% 57	24.8% 30	13.2% 16	121	4.05

Q16 The amount of homework in most of my classes is reasonable.

Answered: 121 Skipped: 19

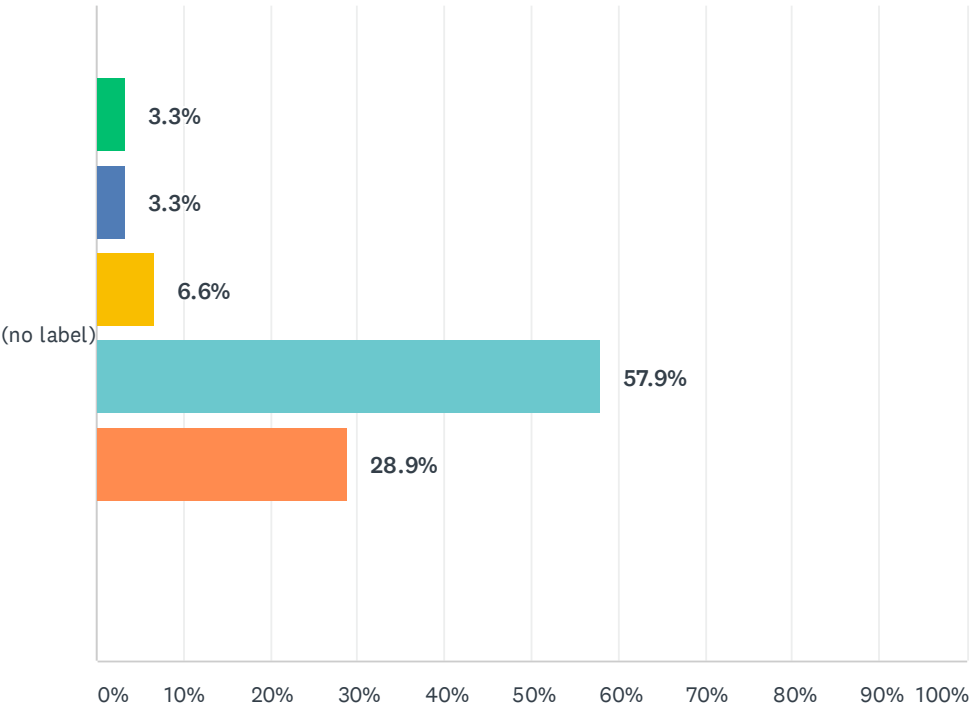


Strongly disagree Disagree Neither agree nor disagree Agree
Strongly agree N/A

	STRONGLY DISAGREE	DISAGREE	NEITHER AGREE NOR DISAGREE	AGREE	STRONGLY AGREE	N/A	TOTAL	WEIGHTED AVERAGE
(no label)	2.5% 3	6.6% 8	14.0% 17	49.6% 60	26.4% 32	0.8% 1	121	3.92

Q17 I am satisfied with the overall quality of instruction.

Answered: 121 Skipped: 19

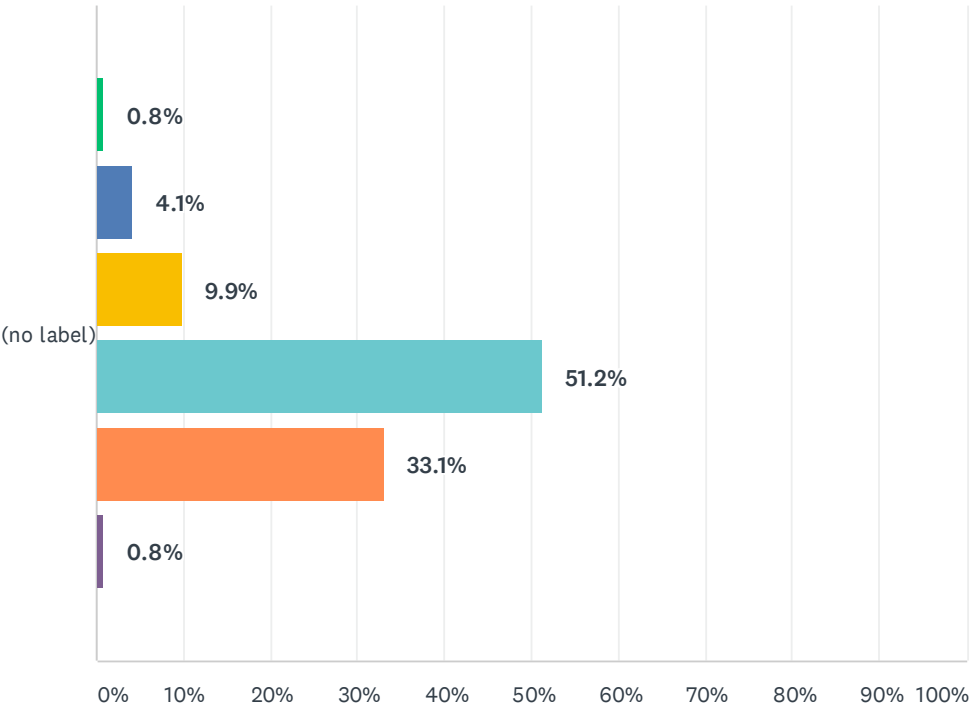


Strongly disagree Disagree Neither agree nor disagree Agree
Strongly agree N/A

	STRONGLY DISAGREE	DISAGREE	NEITHER AGREE NOR DISAGREE	AGREE	STRONGLY AGREE	N/A	TOTAL	WEIGHTED AVERAGE
(no label)	3.3% 4	3.3% 4	6.6% 8	57.9% 70	28.9% 35	0.0% 0	121	4.06

Q18 I am satisfied with the instructor’s use of available technology in and out of the classroom.

Answered: 121 Skipped: 19

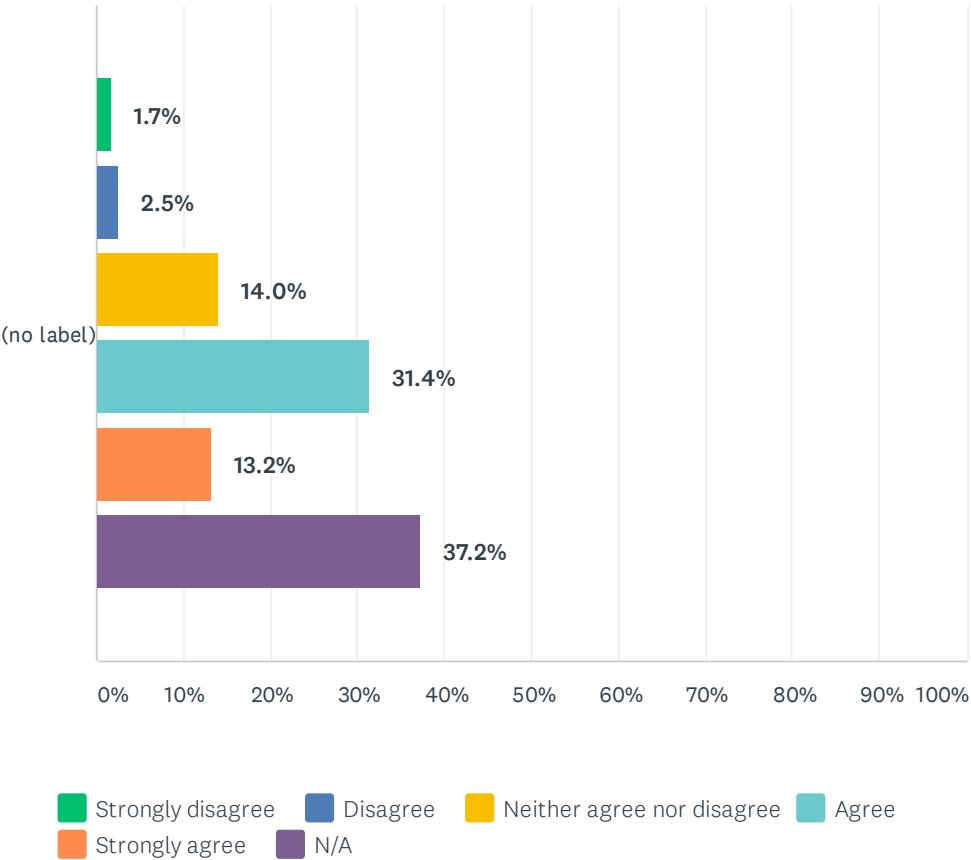


Strongly disagree Disagree Neither agree nor disagree Agree
Strongly agree N/A

	STRONGLY DISAGREE	DISAGREE	NEITHER AGREE NOR DISAGREE	AGREE	STRONGLY AGREE	N/A	TOTAL	WEIGHTED AVERAGE
(no label)	0.8% 1	4.1% 5	9.9% 12	51.2% 62	33.1% 40	0.8% 1	121	4.13

Q19 The campus library has an adequate selection of books, periodicals, and other resource materials for my needs.

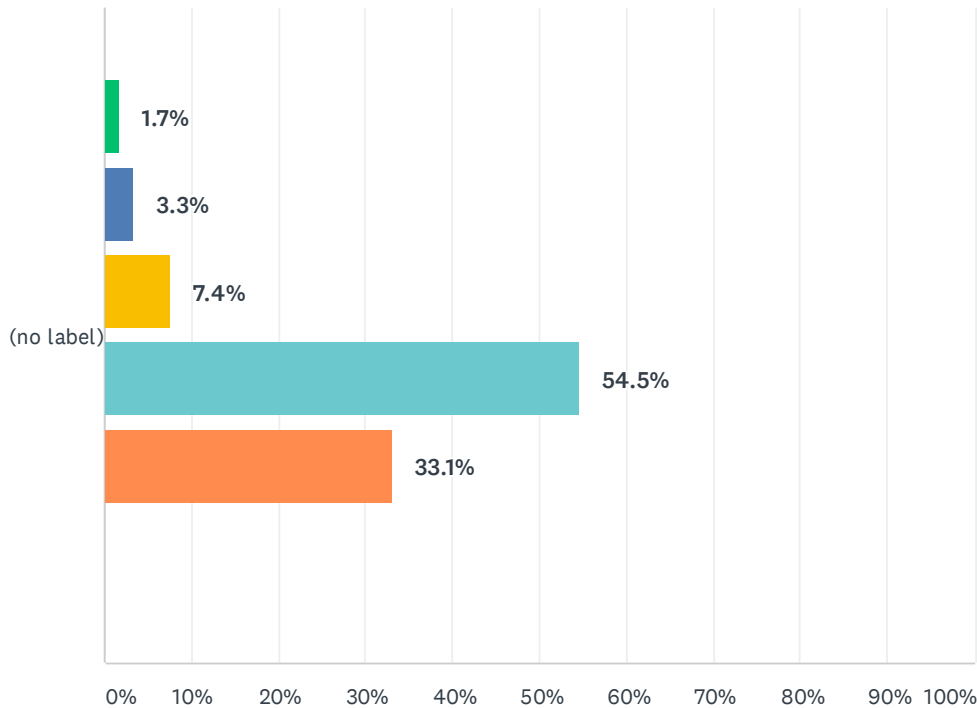
Answered: 121 Skipped: 19



	STRONGLY DISAGREE	DISAGREE	NEITHER AGREE NOR DISAGREE	AGREE	STRONGLY AGREE	N/A	TOTAL	WEIGHTED AVERAGE
(no label)	1.7% 2	2.5% 3	14.0% 17	31.4% 38	13.2% 16	37.2% 45	121	3.83

Q20 Overall, I am satisfied with the course content in most of my classes.

Answered: 121 Skipped: 19

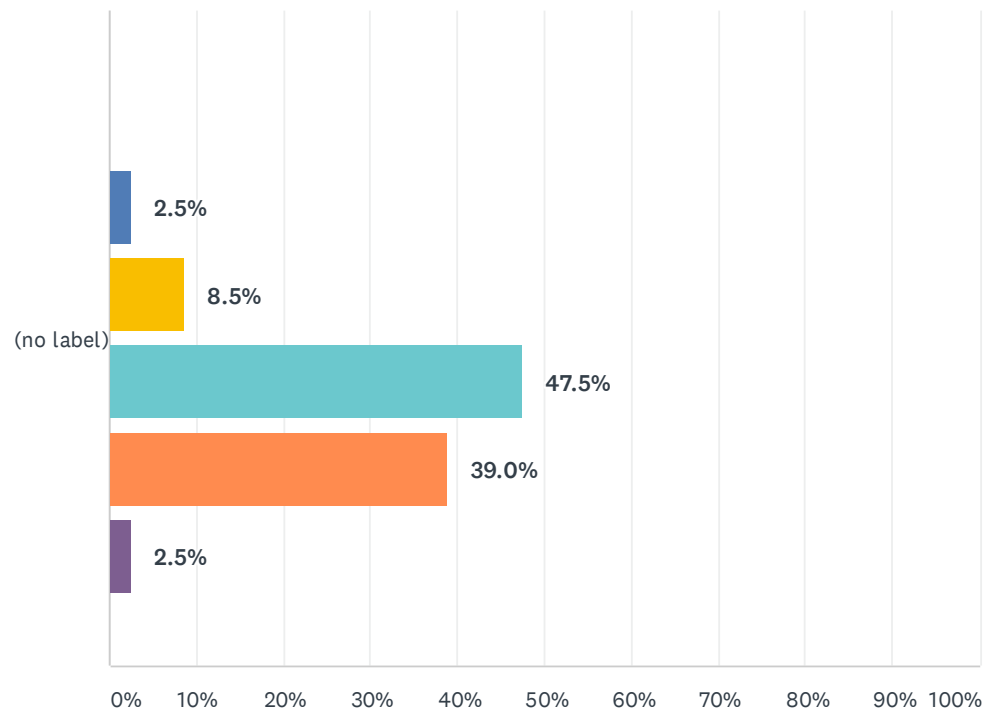


Strongly disagree Disagree Neither agree nor disagree Agree
Strongly agree N/A

	STRONGLY DISAGREE	DISAGREE	NEITHER AGREE NOR DISAGREE	AGREE	STRONGLY AGREE	N/A	TOTAL	WEIGHTED AVERAGE
(no label)	1.7% 2	3.3% 4	7.4% 9	54.5% 66	33.1% 40	0.0% 0	121	4.14

Q21 I am satisfied with the flexible course scheduling offered (e.g., 8 week, short-term, weekend, and summer sessions).

Answered: 118 Skipped: 22

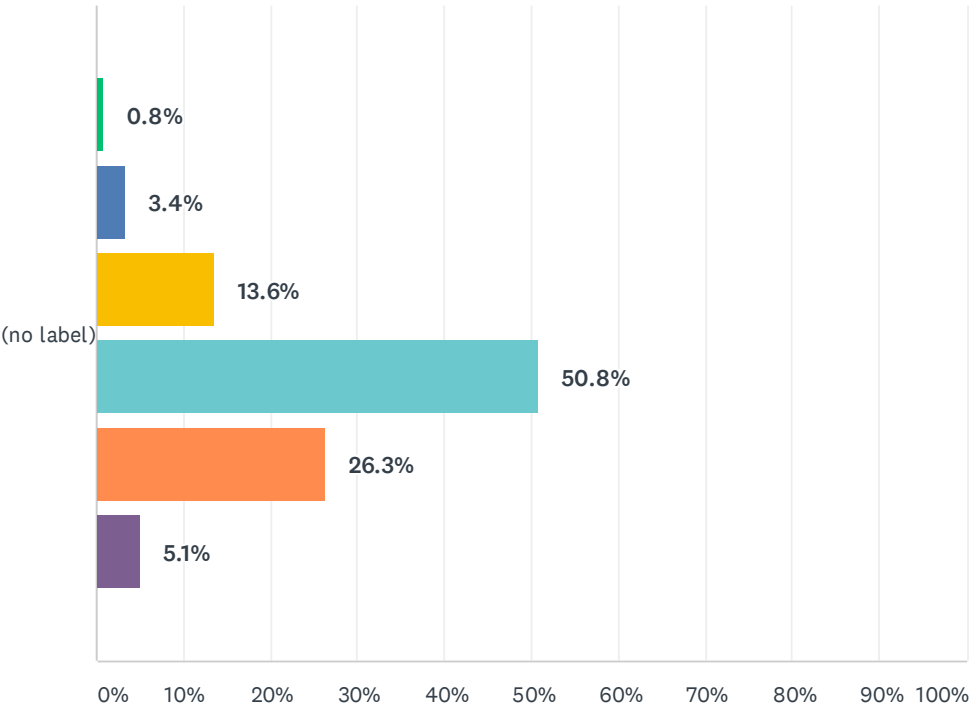


Strongly disagree Disagree Neither agree nor disagree Agree
Strongly agree N/A

	STRONGLY DISAGREE	DISAGREE	NEITHER AGREE NOR DISAGREE	AGREE	STRONGLY AGREE	N/A	TOTAL	WEIGHTED AVERAGE
(no label)	0.0% 0	2.5% 3	8.5% 10	47.5% 56	39.0% 46	2.5% 3	118	4.26

Q22 Courses are offered at days and times that are convenient for me.

Answered: 118 Skipped: 22

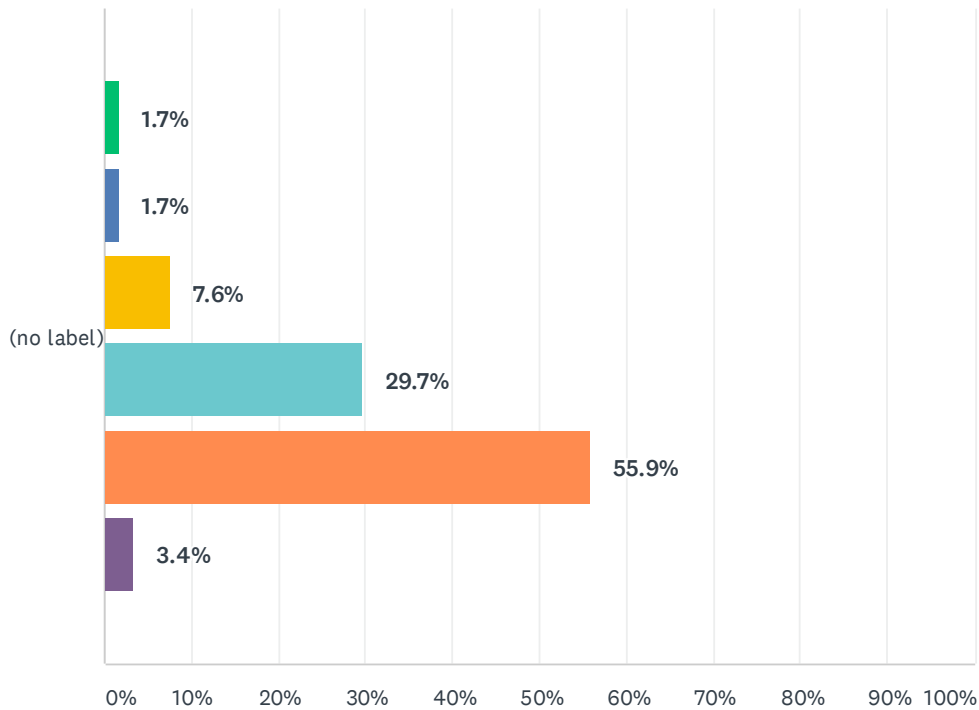


Strongly disagree Disagree Neither agree nor disagree Agree
Strongly agree N/A

	STRONGLY DISAGREE	DISAGREE	NEITHER AGREE NOR DISAGREE	AGREE	STRONGLY AGREE	N/A	TOTAL	WEIGHTED AVERAGE
(no label)	0.8% 1	3.4% 4	13.6% 16	50.8% 60	26.3% 31	5.1% 6	118	4.04

Q23 Online courses provide an effective way for me to complete my educational objectives.

Answered: 118 Skipped: 22

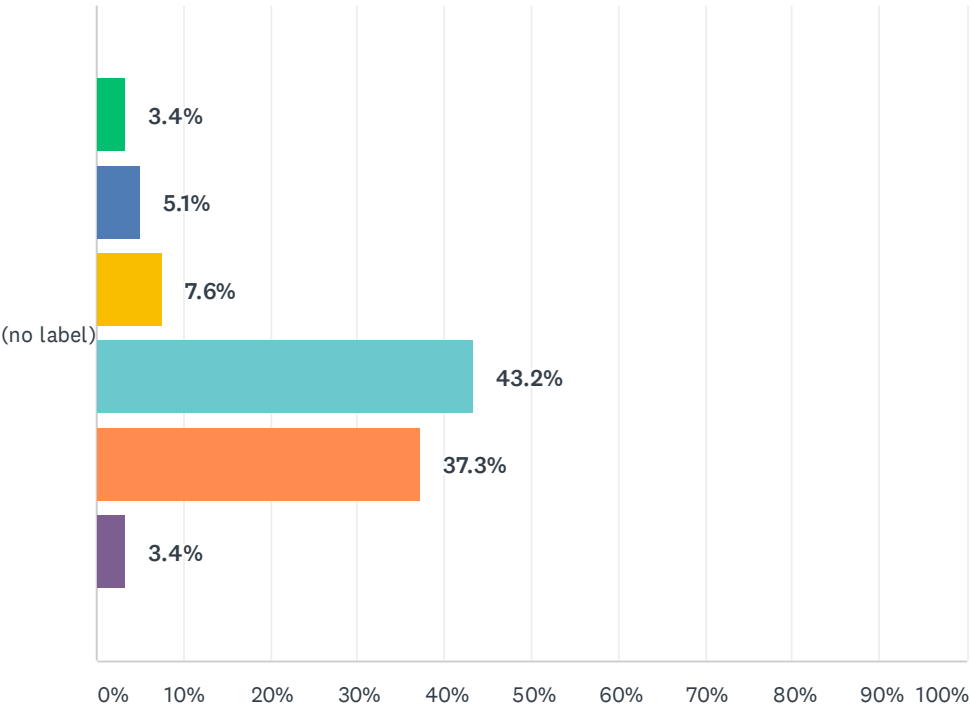


Strongly disagree Disagree Neither agree nor disagree Agree
Strongly agree N/A

	STRONGLY DISAGREE	DISAGREE	NEITHER AGREE NOR DISAGREE	AGREE	STRONGLY AGREE	N/A	TOTAL	WEIGHTED AVERAGE
(no label)	1.7% 2	1.7% 2	7.6% 9	29.7% 35	55.9% 66	3.4% 4	118	4.41

Q24 The availability of online courses is sufficient for my needs.

Answered: 118 Skipped: 22



Strongly disagree Disagree Neither agree nor disagree Agree
Strongly agree N/A

	STRONGLY DISAGREE	DISAGREE	NEITHER AGREE NOR DISAGREE	AGREE	STRONGLY AGREE	N/A	TOTAL	WEIGHTED AVERAGE
(no label)	3.4% 4	5.1% 6	7.6% 9	43.2% 51	37.3% 44	3.4% 4	118	4.10