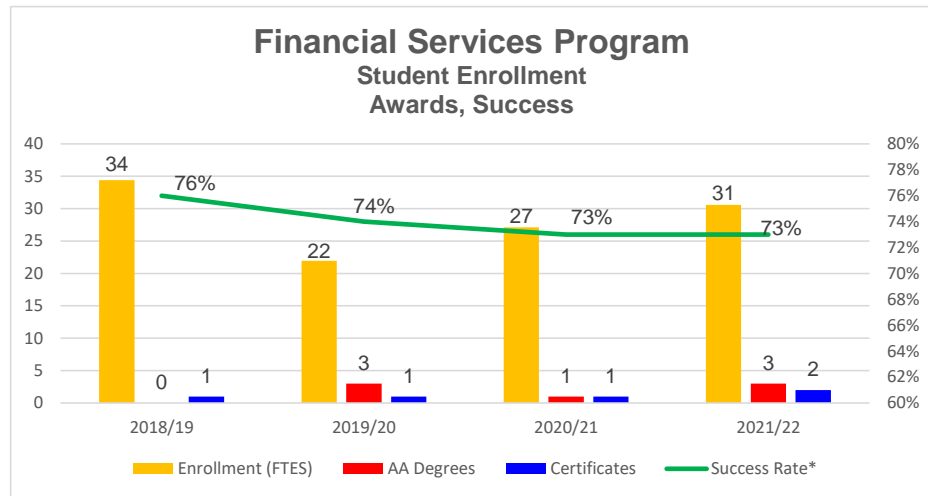
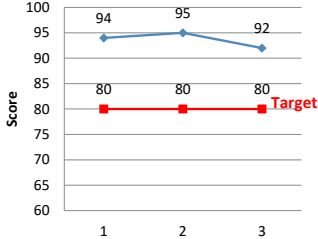
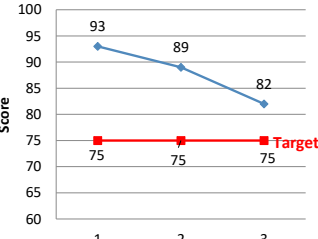
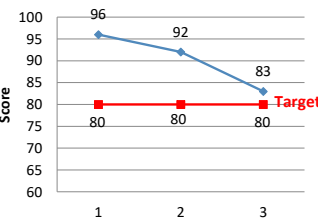


Year	Enrollment (FTES)	AA Degrees	Certificates	Success Rate*
2018/19	34	0	1	76%
2019/20	22	3	1	74%
2020/21	27	1	1	73%
2021/22	31	3	2	73%

FTES = Full Time Equivalent Student  
 Source: Office of Institutional Planning & Research



\* Success rate measures the percentage of students who completed program courses with a grade of A, B, C, or P out of total official census enrollments. (College Benchmark = 77%)

Student Learning Outcome	Results vs. Target	Data Point 1 (year or semester)	Data Point 2 (year or semester)	Data Point 3 (year or semester)	Data Point 4 (year or semester)	Data Point 5 (year or semester)												
<p>AS in Mortgage Brokerage and Banking (now Financial Services Program); SLO 1 - Communication - "Develop business-related written materials such as letters, memoranda, case studies, reports, or documents specific to a particular career field."; Goal -80% of students will achieve the "acceptable" target on the selected course SLOs.</p>	<p><b>AS in Financial Services SLO 1: Communication</b></p>  <table border="1"> <caption>SLO 1: Communication Data</caption> <thead> <tr> <th>Year</th> <th>Score</th> <th>Target</th> </tr> </thead> <tbody> <tr> <td>2014</td> <td>94</td> <td>80</td> </tr> <tr> <td>2017 (N=394 students)</td> <td>95</td> <td>80</td> </tr> <tr> <td>2020 (N=301 students)</td> <td>92</td> <td>80</td> </tr> </tbody> </table>	Year	Score	Target	2014	94	80	2017 (N=394 students)	95	80	2020 (N=301 students)	92	80	94	95	92		
Year	Score	Target																
2014	94	80																
2017 (N=394 students)	95	80																
2020 (N=301 students)	92	80																
		80	80	80														
<p>AS in Mortgage Brokerage and Banking (now Financial Services Program); SLO 2 - Analysis - "Evaluate and analyze business-related data using various mathematical techniques."; Goal - 75% of students will achieve the "acceptable" target on the selected course SLOs.</p>	<p><b>AS in Financial Services SLO 2: Analysis</b></p>  <table border="1"> <caption>SLO 2: Analysis Data</caption> <thead> <tr> <th>Year</th> <th>Score</th> <th>Target</th> </tr> </thead> <tbody> <tr> <td>2014</td> <td>93</td> <td>75</td> </tr> <tr> <td>2017 (N=394 students)</td> <td>89</td> <td>75</td> </tr> <tr> <td>2020 (N=301 students)</td> <td>82</td> <td>75</td> </tr> </tbody> </table>	Year	Score	Target	2014	93	75	2017 (N=394 students)	89	75	2020 (N=301 students)	82	75	93	89	82		
Year	Score	Target																
2014	93	75																
2017 (N=394 students)	89	75																
2020 (N=301 students)	82	75																
		75	75	75														
<p>AS in Mortgage Brokerage and Banking (now Financial Services Program); SLO 3 - Applied Skills - "Demonstrate applied skills required for a business-related career field."; Goal -80% of students will achieve the "acceptable" target on the selected course SLOs.</p>	<p><b>AS in Financial Services SLO 3: Applied Skills</b></p>  <table border="1"> <caption>SLO 3: Applied Skills Data</caption> <thead> <tr> <th>Year</th> <th>Score</th> <th>Target</th> </tr> </thead> <tbody> <tr> <td>2014</td> <td>96</td> <td>80</td> </tr> <tr> <td>2017 (N=135 students)</td> <td>92</td> <td>80</td> </tr> <tr> <td>2020 (N=252 students)</td> <td>83</td> <td>80</td> </tr> </tbody> </table>	Year	Score	Target	2014	96	80	2017 (N=135 students)	92	80	2020 (N=252 students)	83	80	96	92	83		
Year	Score	Target																
2014	96	80																
2017 (N=135 students)	92	80																
2020 (N=252 students)	83	80																
		80	80	80														
		2014	2017 (N=34 students)	2020 (N=93 students)														