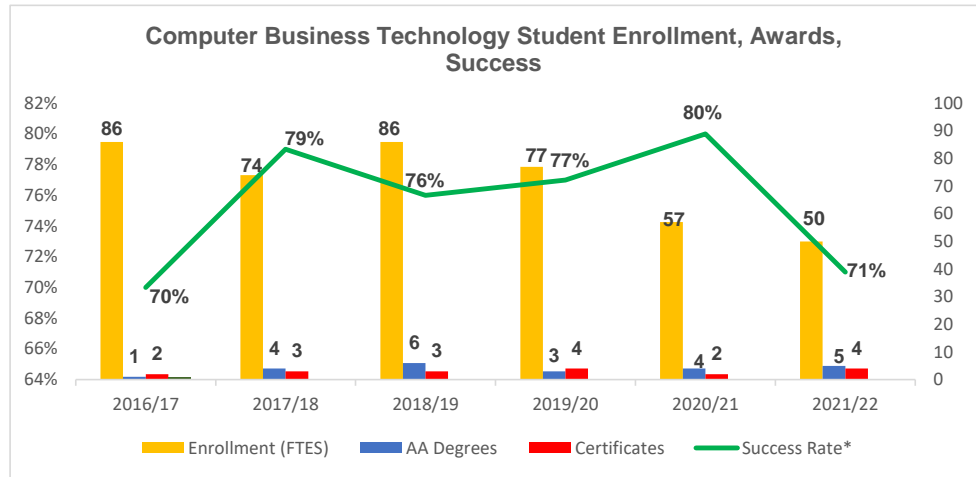


Year	Enrollment (FTES)	AA Degrees	Certificates	Success Rate*
2016/17	86	1	2	70%
2017/18	74	4	3	79%
2018/19	86	6	3	76%
2019/20	77	3	4	77%
2020/21	57	4	2	80%
2021/22	50	5	4	71%

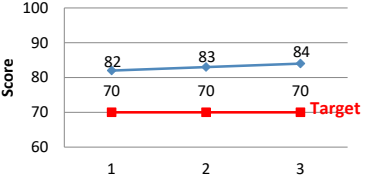
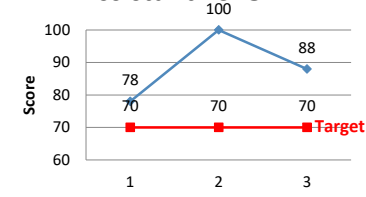
FTES = Full time equivalent student

\* Success Rate = 77% College Benchmark Target

Source: Office of Institutional Planning & Research



\* Measures the percentage of students who complete a course with a grade of A, B, C, or P out of total official census enrollments.

Student Learning Outcome	Results vs. Target	Data Point 1 (year or semester)	Data Point 2 (year or semester)	Data Point 3 (year or semester)	Data Point 4 (year or semester)	Data Point 5 (year or semester)										
AS in Administrative Assistant; SLO 1 - "Demonstrate proficiency in using software applications to enter data, format and organize data, complete calculations, graph data, create templates, develop professional reports, forms, and queries, and produce professional looking presentations."; Goal - 70% of students will pass the capstone course.	<p style="text-align: center;"><b>AS in Administrative Assistant: SLO 1</b></p>  <table border="1" style="margin-left: auto; margin-right: auto;"> <caption>AS in Administrative Assistant: SLO 1 Data</caption> <thead> <tr> <th>Year</th> <th>Score</th> </tr> </thead> <tbody> <tr> <td>2017</td> <td>82</td> </tr> <tr> <td>2018 (N=45 students)</td> <td>83</td> </tr> <tr> <td>2019 (N=51 students)</td> <td>84</td> </tr> <tr> <td>Target</td> <td>70</td> </tr> </tbody> </table>	Year	Score	2017	82	2018 (N=45 students)	83	2019 (N=51 students)	84	Target	70	82	83	84		
Year	Score															
2017	82															
2018 (N=45 students)	83															
2019 (N=51 students)	84															
Target	70															
		70	70	70												
		2017	2018 (N=45 students)	2019 (N=51 students)												
AS in Administrative Assistant; SLO 2 - "Identify effective business communications skills."; Goal - 70% of students will pass CBTE 122.	<p style="text-align: center;"><b>AS in Administrative Assistant: SLO 2</b></p>  <table border="1" style="margin-left: auto; margin-right: auto;"> <caption>AS in Administrative Assistant: SLO 2 Data</caption> <thead> <tr> <th>Year</th> <th>Score</th> </tr> </thead> <tbody> <tr> <td>2017</td> <td>78</td> </tr> <tr> <td>2018 (N=25 students)</td> <td>100</td> </tr> <tr> <td>2019 (N=34 students)</td> <td>88</td> </tr> <tr> <td>Target</td> <td>70</td> </tr> </tbody> </table>	Year	Score	2017	78	2018 (N=25 students)	100	2019 (N=34 students)	88	Target	70	78	100	88		
Year	Score															
2017	78															
2018 (N=25 students)	100															
2019 (N=34 students)	88															
Target	70															
		70	70	70												
		2017	2018 (N = 25 students)	2019 (N = 34 students)												