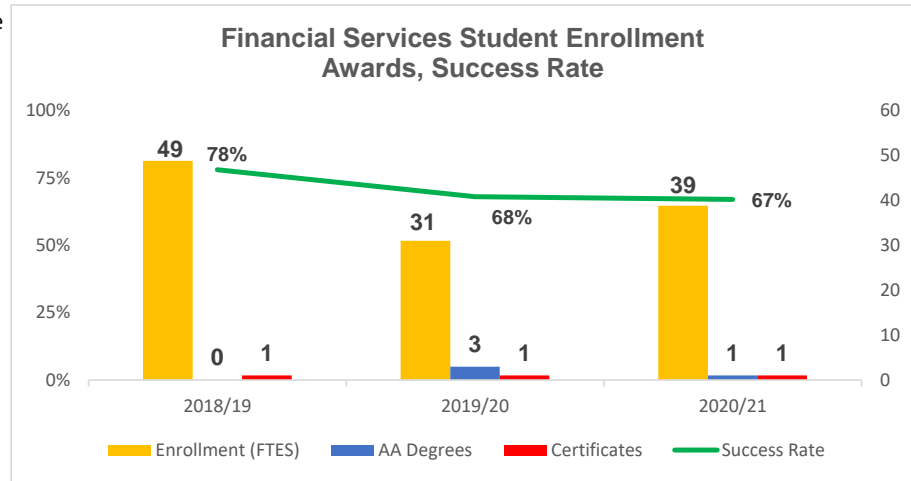


Year	Enrollment (FTES)	AA Degrees	Certificates	Success Rate
2018/19	49	0	1	78%
2019/20	31	3	1	68%
2020/21	39	1	1	67%
3 Year Total	80			
Avg./Yr.	40			

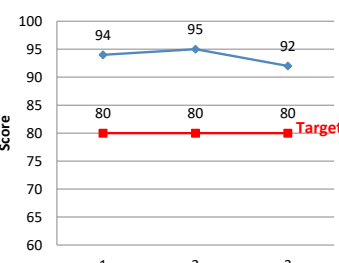
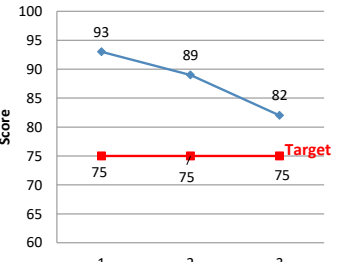
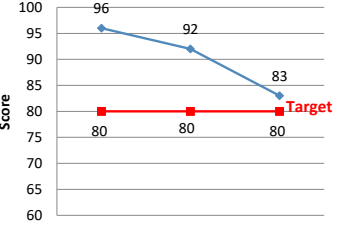
FTES = Full time equivalent student

* Success Rate = 73% College Benchmark Target

Source: Office of Institutional Planning & Research



* Measures the percentage of students who complete a course with a grade of A, B, C, or P out of total official census enrollments.

Student Learning Outcome	Results vs. Target	Data Point 1 (year or semester)	Data Point 2 (year or semester)	Data Point 3 (year or semester)	Data Point 4 (year or semester)	Data Point 5 (year or semester)										
<p>AS in Mortgage Brokerage and Banking (now Financial Services Program); SLO 1 - Communication - "Develop business-related written materials such as letters, memoranda, case studies, reports, or documents specific to a particular career field."; Goal - 80% of students will achieve the "acceptable" target on the selected course SLOs.</p>	<p>AS in Financial Services SLO 1: Communication</p>  <table border="1"> <caption>AS in Financial Services SLO 1: Communication</caption> <thead> <tr> <th>Year</th> <th>Score</th> </tr> </thead> <tbody> <tr> <td>2014</td> <td>94</td> </tr> <tr> <td>2017 (N=394 students)</td> <td>95</td> </tr> <tr> <td>2020 (N=301 students)</td> <td>92</td> </tr> <tr> <td>Target</td> <td>80</td> </tr> </tbody> </table>	Year	Score	2014	94	2017 (N=394 students)	95	2020 (N=301 students)	92	Target	80	94	95	92		
Year	Score															
2014	94															
2017 (N=394 students)	95															
2020 (N=301 students)	92															
Target	80															
		80	80	80												
<p>AS in Mortgage Brokerage and Banking (now Financial Services Program); SLO 2 - Analysis - "Evaluate and analyze business-related data using various mathematical techniques."; Goal - 75% of students will achieve the "acceptable" target on the selected course SLOs.</p>	<p>AS in Financial Services SLO 2: Analysis</p>  <table border="1"> <caption>AS in Financial Services SLO 2: Analysis</caption> <thead> <tr> <th>Year</th> <th>Score</th> </tr> </thead> <tbody> <tr> <td>2014</td> <td>93</td> </tr> <tr> <td>2017 (N=394 students)</td> <td>89</td> </tr> <tr> <td>2020 (N=301 students)</td> <td>82</td> </tr> <tr> <td>Target</td> <td>75</td> </tr> </tbody> </table>	Year	Score	2014	93	2017 (N=394 students)	89	2020 (N=301 students)	82	Target	75	93	89	82		
Year	Score															
2014	93															
2017 (N=394 students)	89															
2020 (N=301 students)	82															
Target	75															
		75	75	75												
<p>AS in Mortgage Brokerage and Banking (now Financial Services Program); SLO 3 - Applied Skills - "Demonstrate applied skills required for a business-related career field."; Goal - 80% of students will achieve the "acceptable" target on the selected course SLOs.</p>	<p>AS in Financial Services SLO 3: Applied Skills</p>  <table border="1"> <caption>AS in Financial Services SLO 3: Applied Skills</caption> <thead> <tr> <th>Year</th> <th>Score</th> </tr> </thead> <tbody> <tr> <td>2014</td> <td>96</td> </tr> <tr> <td>2017 (N=135 students)</td> <td>92</td> </tr> <tr> <td>2020 (N=252 students)</td> <td>83</td> </tr> <tr> <td>Target</td> <td>80</td> </tr> </tbody> </table>	Year	Score	2014	96	2017 (N=135 students)	92	2020 (N=252 students)	83	Target	80	96	92	83		
Year	Score															
2014	96															
2017 (N=135 students)	92															
2020 (N=252 students)	83															
Target	80															
		80	80	80												
		2014	2017 (N=34 students)	2020 (N=93 students)												