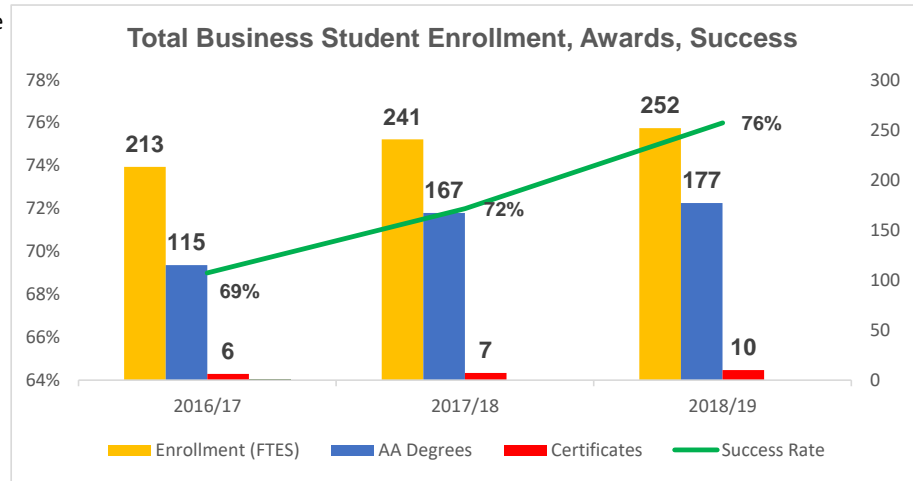


Year	Enrollment (FTES)	AA Degrees	Certificates	Success Rate
2016/17	213	115	6	69%
2017/18	241	167	7	72%
2018/19	252	177	10	76%
3 Year Total	705			
Avg./Yr.	235			

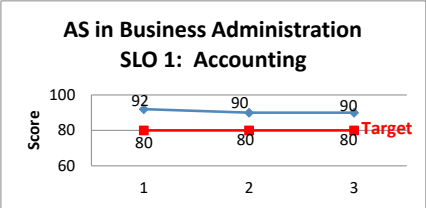
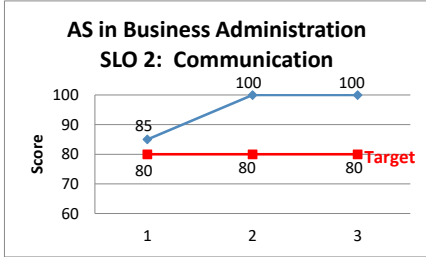
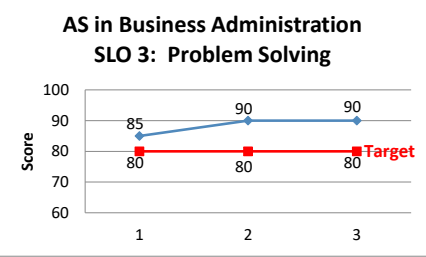
FTES = Full time equivalent student

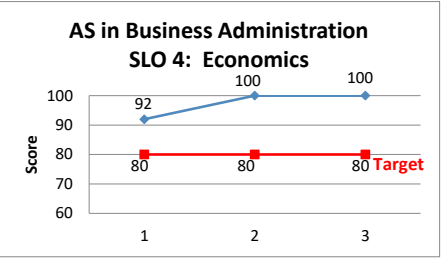
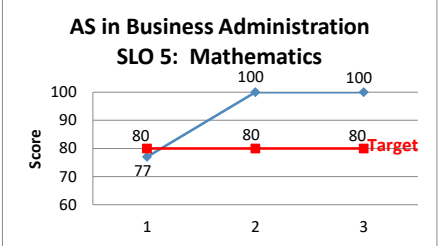

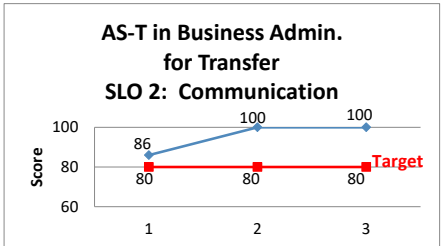
* Success Rate = 73% College Benchmark Target

Source: Office of Institutional Planning & Research



* Measures the percentage of students who complete a course with a grade of A, B, C, or P out of total official census enrollments.

Student Learning Outcome	Results vs. Target	Data Point 1 (year or semester)	Data Point 2 (year or semester)	Data Point 3 (year or semester)	Data Point 4 (year or semester)	Data Point 5 (year or semester)										
AS in Business Administration; SLO 1 - "Perform fundamental accounting and financial management operations associated with business enterprise management."; Goal - 80% of universities surveyed will require this SLO as evidenced by its associated coursework prior to upper division study in a business-related major.	 <p>AS in Business Administration SLO 1: Accounting</p> <table border="1"> <caption>Score vs. Data Point for SLO 1</caption> <thead> <tr> <th>Data Point</th> <th>Score</th> </tr> </thead> <tbody> <tr> <td>1</td> <td>92</td> </tr> <tr> <td>2</td> <td>90</td> </tr> <tr> <td>3</td> <td>90</td> </tr> <tr> <td>Target</td> <td>80</td> </tr> </tbody> </table>	Data Point	Score	1	92	2	90	3	90	Target	80	92	90	90		
Data Point	Score															
1	92															
2	90															
3	90															
Target	80															
		80	80	80												
		2014 (N=13 universities)	2017 (N=10 universities)	2020 (N=10 universities)												
AS in Business Administration; SLO 2 - "Develop business-related written materials such as letters, memoranda, case studies, or reports."; Goal - 80% of universities surveyed will require this SLO as evidenced by its associated coursework prior to upper division study in a business-related major.	 <p>AS in Business Administration SLO 2: Communication</p> <table border="1"> <caption>Score vs. Data Point for SLO 2</caption> <thead> <tr> <th>Data Point</th> <th>Score</th> </tr> </thead> <tbody> <tr> <td>1</td> <td>85</td> </tr> <tr> <td>2</td> <td>100</td> </tr> <tr> <td>3</td> <td>100</td> </tr> <tr> <td>Target</td> <td>80</td> </tr> </tbody> </table>	Data Point	Score	1	85	2	100	3	100	Target	80	85	100	100		
Data Point	Score															
1	85															
2	100															
3	100															
Target	80															
		80	80	80												
		2014 (N=13 universities)	2017 (N=10 universities)	2020 (N=10 universities)												
AS in Business Administration; SLO 3 - "Analyze and solve problems in business organizations."; Goal - 80% of universities surveyed will require this SLO as evidenced by its associated coursework prior to upper division study in a business-related major.	 <p>AS in Business Administration SLO 3: Problem Solving</p> <table border="1"> <caption>Score vs. Data Point for SLO 3</caption> <thead> <tr> <th>Data Point</th> <th>Score</th> </tr> </thead> <tbody> <tr> <td>1</td> <td>85</td> </tr> <tr> <td>2</td> <td>90</td> </tr> <tr> <td>3</td> <td>90</td> </tr> <tr> <td>Target</td> <td>80</td> </tr> </tbody> </table>	Data Point	Score	1	85	2	90	3	90	Target	80	85	90	90		
Data Point	Score															
1	85															
2	90															
3	90															
Target	80															
		80	80	80												
		2014 (N=13 universities)	2017 (N=10 universities)	2020 (N=10 universities)												

<p>AS in Business Administration; SLO 4 - "Use economic models and concepts to explain the behavior of business organizations, markets, and consumers."; Goal - 80% of universities surveyed will require this SLO as evidenced by its associated coursework prior to upper division study in a business-related major.</p>		92	100	100		
		80	80	80		
		2014 (N=13 universities)	2017 (N=10 universities)	2020 (N=10 universities)		
<p>AS in Business Administration; SLO 5 - "Evaluate business-related data using various mathematical techniques."; Goal - 80% of universities surveyed will require this SLO as evidenced by its associated coursework prior to upper division study in a business-related major.</p>		77	100	100		
		80	80	80		
		2014 (N=13 universities)	2017 (N=10 universities)	2020 (N=10 universities)		
<p>AS-T in Business Administration for Transfer; SLO 1 - "Perform fundamental accounting and financial management operations associated with business enterprise management."; Goal - 80% of universities surveyed will require this SLO as evidenced by its associated coursework prior to upper division study in a business-related major.</p>		100	100	100		
		80	80	80		
		2014 (N=7 universities)	2017 (N=5 universities)	2020 (N=5 universities)		
<p>AS-T in Business Administration for Transfer; SLO 2 - "Develop business-related written materials such as letters, memoranda, case studies, or reports."; Goal - 80% of universities surveyed will require this SLO as evidenced by its associated coursework prior to upper division study in a business-related major.</p>		86	100	100		
		80	80	80		

		2014 (N=7 universities)	2017 (N=5 universities)	2020 (N=5 universities)		
AS-T in Business Administration for Transfer; SLO 3 - "Analyze and solve problems in business organizations."; Goal - 80% of universities surveyed will require this SLO as evidenced by its associated coursework prior to upper division study in a business-related major.	<p style="text-align: center;">AS-T in Business Admin. for Transfer SLO 3: Problem Solving</p>	100	100	100		
		80	80	80		
		2014 (N=7 universities)	2017 (N=5 universities)	2020 (N=5 universities)		
AS-T in Business Administration for Transfer; SLO 4 - "Use economic models and concepts to explain the behavior of business organizations, markets, and consumers."; Goal - 80% of universities surveyed will require this SLO as evidenced by its associated coursework prior to upper division study in a business-related major.	<p style="text-align: center;">AS-T in Business Admin. for Transfer SLO 4: Economics</p>	86	100	100		
		80	80	80		
		2014 (N=7 universities)	2017 (N=5 universities)	2020 (N=5 universities)		
AS-T in Business Administration for Transfer; SLO 5 - "Evaluate business-related data using various mathematical techniques."; Goal - 80% of universities surveyed will require this SLO as evidenced by its associated coursework prior to upper division study in a business-related major.	<p style="text-align: center;">AS-T in Business Admin. for Transfer SLO 5: Mathematics</p>	86	100	100		
		80	80	80		
		2014 (N=7 universities)	2017 (N=5 universities)	2020 (N=5 universities)		
AS in Business Management; SLO 1 - Communication - "Develop business-related written materials such as letters, memoranda, case studies, reports, or documents specific to a particular career field."; Goal -80% of students will achieve the "acceptable" target on the selected course SLOs.	<p style="text-align: center;">AS in Business Management SLO 1: Communication</p>	84	95	92		
		80	80	80		

		2014	2017 (N=394 students)	2020 (N=301 students)														
AS in Business Management; SLO 2 - Analysis - "Evaluate and analyze business-related data using various mathematical techniques."; Goal - 75% of students will achieve the "acceptable" target on the selected course SLOs.	<p>AS in Business Management SLO 2: Analysis</p> <table border="1"> <caption>AS in Business Management SLO 2: Analysis Data</caption> <thead> <tr> <th>Year</th> <th>Score</th> <th>Target</th> </tr> </thead> <tbody> <tr> <td>1</td> <td>66</td> <td>75</td> </tr> <tr> <td>2</td> <td>92</td> <td>75</td> </tr> <tr> <td>3</td> <td>82</td> <td>75</td> </tr> </tbody> </table>	Year	Score	Target	1	66	75	2	92	75	3	82	75	66	92	82		
Year	Score	Target																
1	66	75																
2	92	75																
3	82	75																
		75	75	75														
		2014	2017 (N=223 students)	2020 (N=252 students)														
AS in Business Management; SLO 3 - Applied Skills - "Demonstrate applied skills required for a business-related career field."; Goal - 80% of students will achieve the "acceptable" target on the selected course SLOs.	<p>AS in Business Management SLO 3: Applied Skills</p> <table border="1"> <caption>AS in Business Management SLO 3: Applied Skills Data</caption> <thead> <tr> <th>Year</th> <th>Score</th> <th>Target</th> </tr> </thead> <tbody> <tr> <td>1</td> <td>82</td> <td>80</td> </tr> <tr> <td>2</td> <td>84</td> <td>80</td> </tr> <tr> <td>3</td> <td>86</td> <td>80</td> </tr> </tbody> </table>	Year	Score	Target	1	82	80	2	84	80	3	86	80	82	84	86		
Year	Score	Target																
1	82	80																
2	84	80																
3	86	80																
		80	80	80														
		2014	2017 (N=135 students)	2020 (N=105 students)														